


# GENERAL CATALOGUE 2011/12



# PLIERS ABC TECHNICAL BASICS

## BASIC SHAPES OF THE JAWS

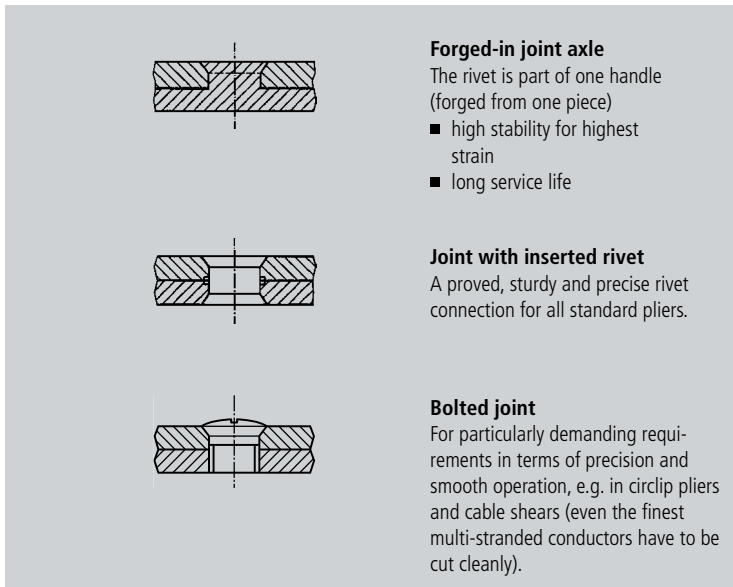


**Cutting Pliers**  
for cutting or nipping (diagonal, centre and end cutters, carpenters' pincers etc.)



**Gripping Pliers**  
(flat-, long-nose and water pump pliers etc.)

## JOINT CONNECTIONS

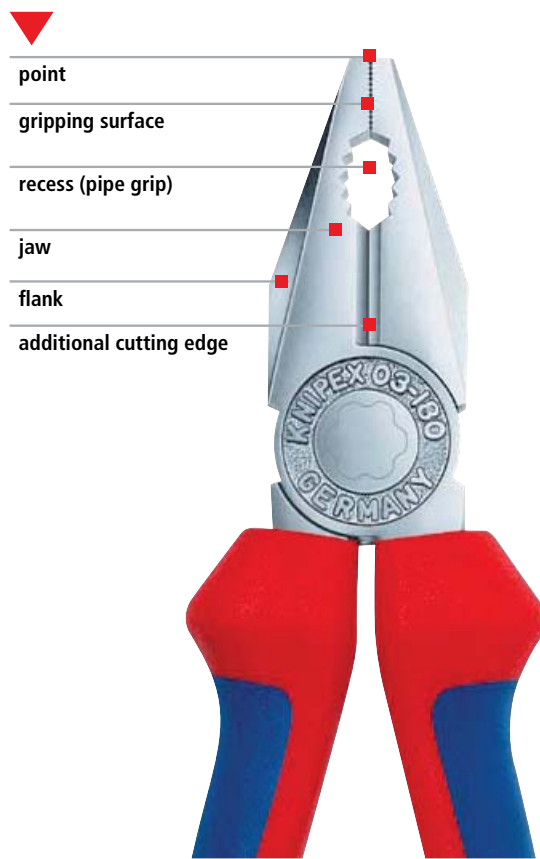
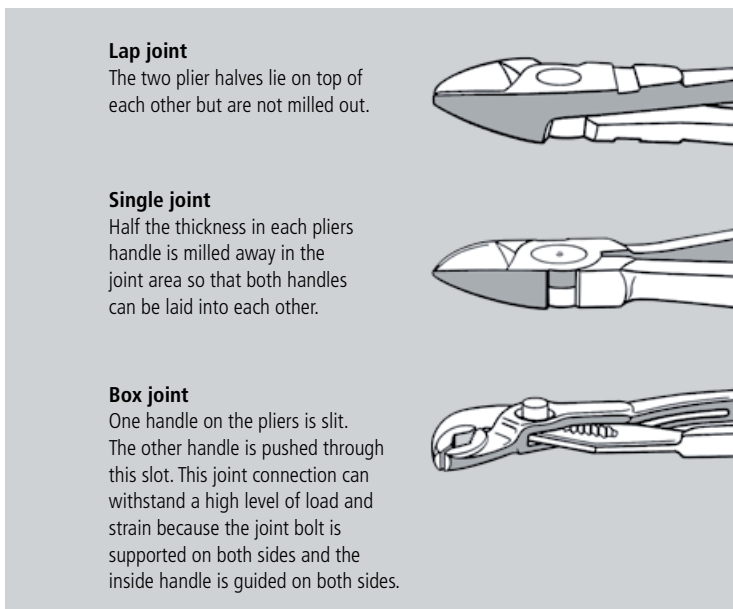


**Combined Pliers**  
for cutting and gripping (combination, stork beak and radio pliers etc.)



**Special Pliers**  
for special applications, e.g. notching or punching different types of materials (sheet-metal nibbler, tile nibbling pincers etc.)

## TYPES OF JOINTS



# CUTTING CAPACITIES

The maximum values indicated always stay for the performance limit under the most favourable cutting conditions, when the wire is placed as near as possible to the joint.

Article no.	Length					page
		ø mm	ø mm	ø mm	ø mm	
61 0	200	1,0 - 6,0	4,0	3,5	3,0	67
62 12	120	0,3 - 1,0	0,7			67
64 0	115	2,0	1,0	0,6		68
64 11	115	1,4	0,8			68
64 12	115	2,0	0,8	0,5		68 / 70
64 22	115	0,8				68
64 32	120	1,5	1,0	0,5		68 / 70
64 42	115	1,5	1,0	0,5		68
64 52	115	1,3				68
64 62	120	0,6				68 / 70
64 72	120	1,5				68
67 0	140	4,0	3,1	2,0	1,5	71
	160	4,5	3,4	2,5	2,0	71
	200	5,0	3,8	3,0	2,5	71
68 01	160	4,0	2,8	2,3		71
	180	4,0	3,2	2,5		71
	200	4,0	3,5	2,8		71
69 0	130	0,4 - 2,0	0,8	0,8	0,8	71
70	110	3,0	2,0	1,2		73
	125	3,0	2,3	1,5		73
	140	4,0	2,5	1,8		73
	160	4,0	2,8	2,0		73
	180	4,0	3,0	2,5		73
71 ..	200	6,0	5,2	4,0	3,6	74
74 0.	140		3,1	2,0	1,5	80
	160		3,4	2,5	2,0	80
	180		3,8	2,7	2,2	80
	200		4,2	3,0	2,5	80
	250		4,6	3,5	3,0	80
74 91	250	5,0	5,0	3,8	3,5	79
75 02	125	0,2 - 1,3	1,0	0,6	0,4	82
75 12	125	0,2 - 1,3	1,0	0,6	0,4	82
75 22	125	0,2 - 1,3	0,9	0,4	0,3	82
75 32	125	0,2 - 1,3	0,9	0,4	0,3	82
75 52	125	0,2 - 0,8	0,5	0,3		82
76 01	125	0,4 - 3,0	2,3	1,5	0,6	83
76 03/05	125	0,4 - 2,5	1,8	1,0	0,6	83

Article no.	Length					page
		ø mm	ø mm	ø mm	ø mm	
76 12	125	0,4 - 2,5	1,8	1,0	0,6	83
76 22	125	0,4 - 2,5				83
76 81	125	0,4 - 1,7	1,3	0,8		83
77 01/02	115	0,3 - 1,6	1,2	0,6		84
	130	0,3 - 2,0	1,5	0,8		84
77 11/12	115	0,3 - 1,6	1,2	0,6		84
77 21	115	0,3 - 1,3	1,0			84
	130	0,3 - 1,6	1,3			84
77 22	115	0,3 - 1,3	1,0			84 / 85
	130	0,3 - 2,0	1,5			84
77 32	115	0,3 - 1,3	1,0	0,5		84 / 85
77 42	115	0,3 - 1,3	0,8			84 / 85
	130	0,3 - 1,6	1,3			84
77 52	115	0,3 - 1,0	0,8	0,5		84 / 85
77 72	115	0,3 - 0,8				84 / 85
78 03/13	125	0,2 - 1,6	1,0			86 / 88
78 23	125	0,2 - 1,0	0,6			86
78 31/41	125	0,2 - 1,0				86
78 61/71	125	0,2 - 1,6	1,2			86 / 88
78 81/91	125	0,2 - 1,6	1,2	0,6		86
79 02	120	0,2 - 1,4	1,0	0,6		90 / 91
79 02	125	0,2 - 1,7	1,3	0,7		90 / 91
79 12	125	0,3 - 1,7	1,3	1,0	0,6	90 / 91
79 22	120	0,1 - 1,3	0,8			90 / 91
79 22	125	0,1 - 1,7	1,0			90 / 91
79 32	125	0,2 - 1,5	1,1	0,6		90 / 91
79 42	125	0,1 - 1,5	0,8			90 / 91
79 52	125	0,2 - 1,3	0,9	0,5		90 / 91
79 62	125	0,1 - 1,3	0,8			90 / 91
99 0	200		1,8	1,4		64
	220		2,4	1,6		64
	250		2,4	1,6		64
	280		2,8	1,8		64
	300		3,1	1,8		64
99 1	250		3,3	1,8		65
	300		3,8	2,0		65

## SYMBOLS

	flat jaws
	half-round jaws
	round jaws
	flat and pointed jaws
	box joint
	bolted joint
	smooth gripping surfaces
	serrated gripping surfaces
	cross-hatched, knurled gripping surfaces
	with opening spring

	with lead catcher
	angle

	centre cutter
	cutting edges with bevel
	cutting edges with small bevel
	cutting edges with very small bevel
	cutting edges without bevel

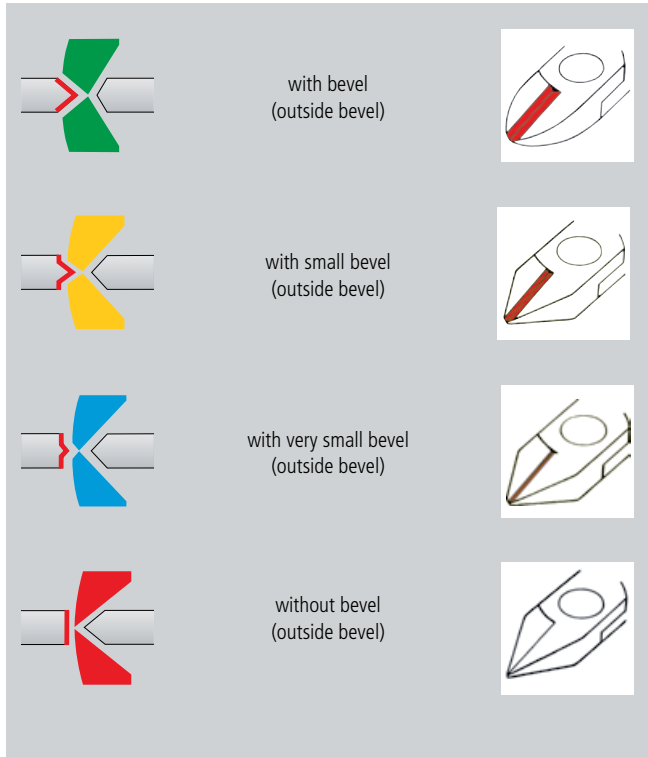
	electrostatic discharging, dissipative
	electronics
	VDE tested, also in conformance to GPSG (Equipment and Product Safety Act)
	insulated according to IEC 60900, usable up to 1000 V AC/1500 V DC
	insulated according to DIN VDE 0680/1, suitable for the application up to 1000 V AC / 1500 V DC
	conforms to a European directive
	mechanically tested in accordance with the equipment and product safety act
	WEEE marking (Waste Electrical and Electronic Equipment Directive)

	weight
	length

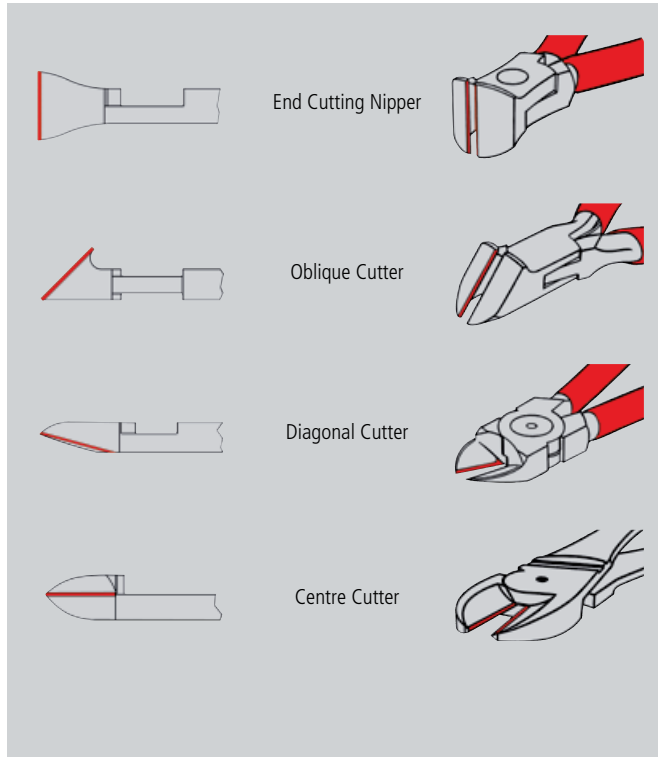
	soft wire
	medium hard wire
	hard wire
	piano wire
	Cu + Al multi-conductor cable, solid and multi-stranded
	wire rope
	iron

# CUTTING EDGES TECHNICAL BASICS


## CUTTING EDGE SHAPES CONFORMING TO DIN ISO 5742



## DIRECTION AND POSITION OF CUTTING EDGES








### Safety instruction

Each tool should only be used for its specified purpose. When using cutting pliers: beware of wire ends flying off. Wear protective goggles and - if needed - gloves. Be aware of bystanders! Only handles marked with the symbol  1000 V are insulating.



## WIRE CLASSES

	Material examples	Type of wire	Tensile strength	
			N/mm <sup>2</sup>	kp/mm <sup>2</sup>
	Copper, plastics	soft	220	22
	Nail, wire pin	medium-hard	750	75
	Wire rope strand, steel wire	hard	1800	180
	Spring steel wire	piano wire	2300	230














# ARTICLE NUMBER



## STRUCTURE OF ARTICLE NUMBER

Basic model e.g.: Combination Pliers	Style e.g.: straight	Finish e.g.: head polis- hed, handles black atra- mentized	Length e.g.: 180 mm
<b>03</b>	0	0	180

## HEAD/HANDLES

0	Pliers black atramentized, head polished	
1	Head polished, handles plastic coated	
2	Head polished, handles with multi- component grips	
3	Pliers chrome plated, handles plastic coated	
4	Pliers chrome plated	
5	Pliers chrome plated, handles with multi- component grips	
6	Pliers chrome plated, handles insulated with multi-component grips, VDE-tested DIN EN/IEC 60900	
7	Pliers chrome plated, handles with dipped insulation, VDE-tested DIN EN/IEC 60900	
		

### Registered Trademarks of the companies

Con-Pearl®	PARAT-WERK Schönenbach GmbH + Co. KG
Duspol®	Benning, Elektrotechnik and Elektronik GmbH & Co. KG
gesis®	Wieland Electric GmbH
Kapton®, KEVLAR®, Teflon®	E. I. du Pont de Nemours and Company
Radox®	HUBER+SUHNER AG
Phillips®	Phillips Screw Company
Pozidriv®	European Industrial Service Ltd.
systemer®	TANOS GmbH
MC®	Multi-Contact AG
Solarlok®	Tyco Electronics

# CONTENTS



## COMBINATION PLIERS

No.	Article	P.
01	Combination Pliers Chrome Vanadium	20
08	Mini Combination Pliers	20
02	High Leverage Combination Pliers	21
03	Combination Pliers	22
09	"Lineman's Pliers"	23



## GRIPPING PLIERS

No.	Article	P.
19	Round Nose Pliers with cutting edge (Jewellers' Pliers)	38
20	Flat Nose Pliers	38
22	Round Nose Pliers	39
23	Flat Nose Pliers with cutting edges (precision mechanics pliers)	39
25	Snipe Nose Side Cutting Pliers (Radio Pliers)	40
26	Snipe Nose Side Cutting Pliers (Stork Beak Pliers)	41
27	Snipe Nose Pliers with centre cutter (Telephone Pliers)	42
28	Assembly Pliers	42
29	Telephone Pliers	43
31	Gripping Pliers (Needle-Nose Pliers)	43
30	Long Nose Pliers	44
32	Relay Adjusting Pliers	45
33	Duckbill Pliers	45
34	Precision Electronics Gripping Pliers	46
34	Precision Electronics Gripping Pliers ESD	47
35	Electronics Pliers	48
35	Electronics Pliers ESD	49
36	Electronics Mounting Pliers	50
37	Gripping Pliers	51
38	Mechanics' Pliers	53



## CARPENTERS' PINCERS

No.	Article	P.
50	Carpenters' Pincers	62
51	Hammerhead Style Carpenters' Pincers	62
55	Farriers' Pincers (Tear-off Pliers for vehicle bodywork)	63
57	Unsoling Pincer for horseshoes	63
58	Potters' Pincers	63



## PIPE WRENCHES

No.	Article	P.
81	Pipe Gripping Pliers	92
84	Cycle Pliers	92
83	Pipe Wrenches	93



## WIRE STRIPPERS + DISMANTLING TOOLS

No.	Article	P.
11	Insulation Strippers	24
11 8	Electronics Wire Stripping Shears	25
11 9	Electronics Wire Stripper	25
12	Insulation Strippers with shaped blades	25
12 12	Precision Insulation Strippers	26
12 40/50	Self-Adjusting Insulation Strippers	28
12 42	KNIPEX MultiStrip 10	29
12 62	Automatic Insulation Stripper	30
12 64	Automatic Insulation Stripper for flat cable	31
12 80	Mini Stripping Tool	31
12 82	Wire Stripper for fibre optics	31
12 85	Stripping Tool for fibre optics	32
13	Electricians' Pliers	32
13 72	Universal Pliers for STP data cables	33
14	Diagonal Insulation Strippers	33
15 11	Stripping Tweezers for Coated-Wire	34
15	Insulation Strippers	34
16 20	Dismantling Tools	34
16 30	Dismantling Tools	35
16 40	Dismantling Tools	35
16 60	Stripping Tool for coax cables	36
16 65	Dismantling Tool for data cables	37
16 8	Universal Dismantling Tools	37



## GRIP PLIERS

No.	Article	P.
40	Universal Grip Pliers	54
41	Grip Pliers	54
42	Welding Grip Pliers	55



## CIRCLIP PLIERS

No.	Article	P.
44	Circlip Pliers for internal circlips	56
46	Circlip Pliers for external circlips	57
44	Circlip Pliers for large internal circlips	58
45	Special Retaining Ring Pliers for retaining rings on shafts	59
46	Circlip Pliers for large external circlips	59
46	Circlip Pliers for grip rings on shafts	59
48	Precision Circlip Pliers for internal circlips	60
49	Precision Circlip Pliers for external circlips	61



## CONCRETORS' NIPPERS

No.	Article	P.
99 0	Concretors' Nippers	64
99 1	High Leverage Concretors' Nippers	65



## CUTTING PLIERS

No.	Article	P.
61	Bolt End Cutting Nippers	67
62	Electronics Oblique Cutting Nipper	67
64	Electronics End Cutting Nippers / ESD	68/70
67	High Leverage End Cutting Nippers	71
68	End Cutting Nippers	71
69	End Cutting Nippers for mechanics	71
70	Diagonal Cutters	73
71	KNIPEX CoBolt® Compact Bolt Cutters	74
71 72	Bolt Cutters	76
71 82	Concrete Mesh Cutter	77
72	Diagonal Cutters for plastics	78
72 51	Diagonal Cutter for fibre optics	79
74 91	High Leverage Centre Cutters	79
74	High Leverage Diagonal Cutters	80
75	Electronics Diagonal Cutters	82
76	Diagonal Cutters for electromechanics	83
77	Electronics Diagonal Cutters	84
77	Electronics Diagonal Cutters ESD	85
78	Electronic Super Knips®	86
78	Electronic Super Knips® ESD	88
79	Precision Electronics Diagonal Cutters	90
79	Precision Electronics Diagonal Cutters ESD	91



## WATER PUMP PLIERS

No.	Article	P.
86	Pliers Wrenches	94
87 0	KNIPEX Cobra®	96
87 0	KNIPEX Cobra® XL/XXL	98
85	KNIPEX SmartGrip®	100
87 1	KNIPEX Cobra®...matic	101
87 26	KNIPEX Cobra® VDE	101
87 4	Multiple Slip Joint Spanner	102
87 5	KNIPEX Cobra® ES	103
88	KNIPEX Alligator®	104
89	Water Pump Pliers with tongue and groove joint	106
90	Mini Water Pump Pliers	106



## SPECIAL PLIERS SPECIAL TOOLS

No.	Article	P.
90 20	Pipe Cutter for plastic conduit pipes and hoses	108
90 25	Pipe Cutter for composite pipes and protective tubes	108
90 25	Pipe Cutter for composite and plastic pipes	109
90 4	Punch Lock Riveters	109
90 55	Sheet Metal Nibbler	110
90 61	Notching Pliers	110
90 7	Revolving Punch Pliers	111
91 0	Tile Nibbling Pincer	111
91 1	Tile Breaking Pincer	111
91 3	Glass Breaking Pincer	112
91	Glass Nibbling Pincers	112
91 6	Flat Nose Grozing Pliers	112



## TWEEZERS

No.	Article	P.
92	Precision Tweezers	113
92	Precision Tweezers insulated	116
92	Precision Tweezers ESD	117



## CABLE AND WIRE ROPE SHEARS

No.	Article	P.
94 10	Pipe Cutter for plastic conduit pipes	118
94 15	Cutter for ribbon cable	118
94 3	Mitre Shears	118
95 02	Vinyl Shears	119
95 03	Shears for KEVLAR® fibres	119
95 05	Combination Shears	120
95	Cable Shears	120/122
95	Cable Shears with twin cutting edge	123
95	Cable Shears	124
95 3	Cable Cutters (ratchet action)	125
95 32	Cable Shears with telescopic handles	126/127
95 6	Wire Rope Shears	128
95 6	Bowden Cable Cutter	129
95 7	Wire Rope and ACSR-Cable Cutters	129



## CRIMPING PLIERS AND ASSORTMENTS

No.	Article	P.
97 00	Crimp Grip Pliers	130
97 2	Crimping Pliers	130
97 32	Crimping Pliers	131
97 40	Insertion tool for LSA-Plus and identical	131
97 33	KNIPLEX MultiCrimp®	132
97 43	Crimp System Pliers	134
97 49	Crimping Dies	135
97	Locators	136
97	Mounting Tool for MC3 connectors	136
97 50	Crimping Pliers for Scotchlok connectors	137
97 51	Crimping Pliers for Western plugs	137 / 138
97 52	Crimping Pliers, for two-hand operation	139
97 52	Crimping Pliers short design	140
97 52	Crimping Pliers "Preciforce"	141
97 52	Four-Mandrel Crimping Pliers for turned contacts	142
97 53	Self-Adjusting Crimping Pliers for end sleeves	144 / 145
97 54	Crimping Pliers for micro plugs	146
97	Crimping Pliers for end sleeves	146 / 147
97 90	Crimp Assortments	148
97 91	Tool Cases for Photovoltaics	150 / 151
97 99	Cable Connectors	152



## INSULATED TOOLS DIN EN/IEC 60900

No.	Article	P.
01/02/03	(High Leverage) Combination Pliers	156/157
11	Insulation Strippers	157/158
20	Flat Nose Pliers	158
22	Round Nose Pliers	159
25	Snipe Nose Side Cutting Pliers	159/160
70	Diagonal Cutters	161
74	High Leverage Diagonal Cutters	161
86 07	Pliers Wrench insulated	162
88	KNIPLEX Alligator®	162
87 26	KNIPLEX Cobra® VDE	163
92	Precision Tweezers	164
95	Cable Shears	165-167
95 3	Cable Cutters (ratchet action)	168
95 7	Wire Rope and ACSR-Cable Cutter	168
97 68	Crimping Pliers for end sleeves	169
98 0	Open End-/Box Wrenches	170/171
98 0	Nut Drivers	172
98 07	Adjustable Wrench	173
98	Screwdrivers	from 173
98	Hexagon Sockets	177/179
98	Torque Wrench	179
98 5	Cable Knives	180/181
98 5	Dismantling Knives	180
98 60	Voltage tester	181
98	Plastic Slip-On Caps	182
98	Electricians' Gloves	182
98	Insulating Mats from rubber	183
98 90	Puk® Junior Hacksaw	183
98	Tool Cases	from 183



## CONTROL CABINET KEYS

No.	Article	P.
00 11	Control Cabinet Keys	188
00 11	Profi-Key	188
00 11	Universal Key	188
00 11	Pen-Style Control Cabinet Key	189/190
00 11	Pen-Style Profi-Key	189



## TOOL KITS

No.	Article	P.
00 19	Counter Displays	191
00 19	Cobra® range in sales display	192
00 19	Tool Roll	192
00 19/20	Circlip Pliers Sets	193
00 20	Pliers Sets in a foam tray	from 194
00 20	Pliers Sets	from 193
00 21	Tool Cases	from 196



## TOOL BAGS AND TOOL CASES

No.	Article	P.
00 19	Tool Pouches	203
00 21	Tool Bags and Tool Cases	from 203



## SALES AIDS

No.	Article	P.
00 19	Test Supports	208
00 19	Sales Display	208
00 19	Rotary Sales Stand	209
00 19	Tool Bars (Pegboards)	210
00 19	Show-Cabinets for product presentation	211
00 19	Hooks for pegboards	212
00 19	Brochure Holder	212
00 19	Pliers Racks	213
00 19	Sales Displays	214



## TOOLS FOR PHOTOVOLTAICS

No.	Article	P.
12 12 11	Precision Insulation Strippers	26
97 43 200	Crimp System Pliers	134
97 49 65 2	Mounting Tool for MC3 connectors	136
97 91	Tool Cases for Photovoltaics	150/151



## ELECTRONICS PLIERS

No.	Article	P.
11 92	Electronics Wire Stripper	25
34	Precision Electronics Gripping Pliers	46
35	Electronics Pliers	48
35	Electronics Pliers ESD	49
36	Electronics Mounting Pliers	50
62	Electronics Oblique Cutting Nipper	67
64	Electronics End Cutting Nippers	68
64	Electronics End-Cutting Nippers ESD	70
75	Electronics Diagonal Cutters	82
76	Diagonal Cutters for electromechanics	83
77	Electronics Diagonal Cutters	84
77	Electronics Diagonal Cutters ESD	85
78	Electronic Super Knips® / ESD	86 / 88
79	Precision Electronics Diagonal Cutters / ESD	90 / 91
92	Precision Tweezers	from 116
94 15	Cutter for ribbon cable	118
00 20	Electronics Pliers Sets	195

THE RANGE OF PRODUCTS

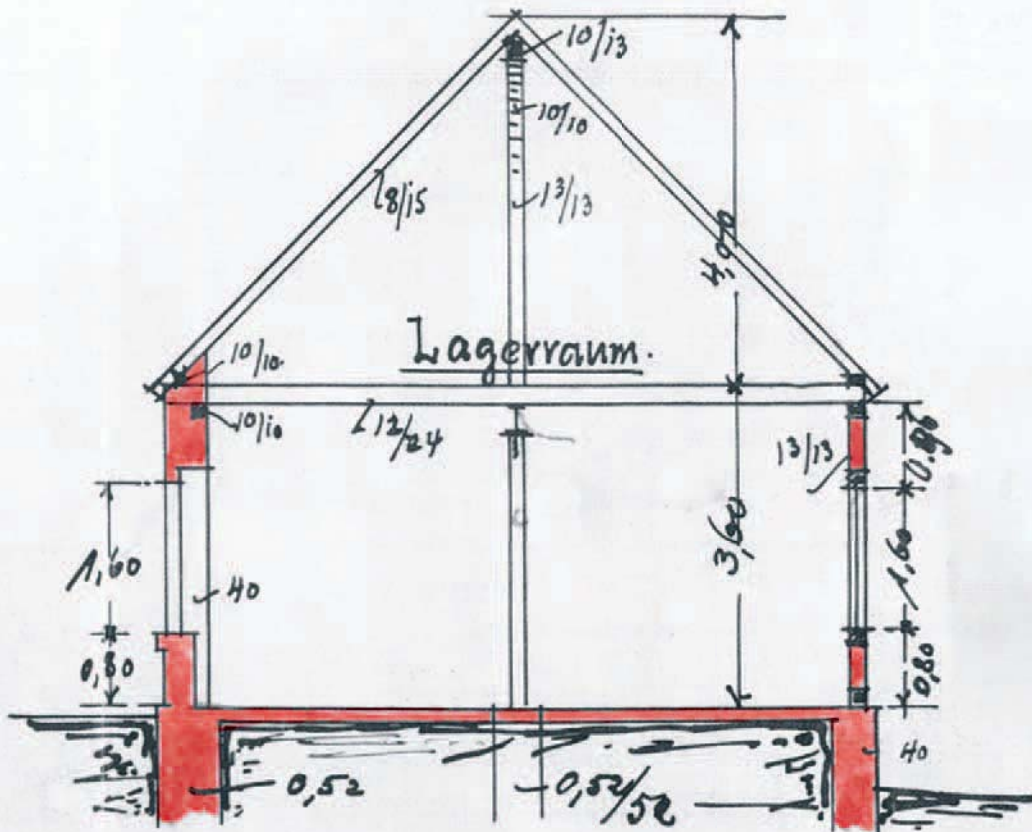


# Plan

zu einer Schmiedewerkstelle  
für Herrn Gust Putsch Oberkämpf  
bei Cronenberg.



**C. GUST-PUTSCH**  
ZANGENFABRIK  
WUPPERTAL-CRONENBERG




Schnitt a-b

Cronenberg, den 25

Der Bauherr:

*Gust Putsch*





# HOW EVERYTHING BEGAN – AND A SIMPLE PRINCIPLE



**1882** Carl Gustav Putsch set up his own small forge shop in Cronenberg (now a part of Wuppertal).

**1922** Carl Putsch takes over management. The company develops into an industrial firm.

**1942** KNIPEX, the brand, is created and registered.

**1954** Karl Putsch (photo left), the grandson of the company founder, takes over management of the family-owned company. Numerous innovations and modern production technology characterise the development.

**1987** Ralf Putsch joins the company. International sales are seriously expanded. Other tool manufacturers become part of the KNIPEX Group.

Carl Gustav Putsch wanted to stand on his own two feet after completing his apprenticeship as blacksmith with his father. He therefore set up his own business in 1882 and forged carpenters' and farriers' pincers with two journeymen, 60 pieces per day. The other processes were also carried out in careful manual labour. The quality was sought after, the small enterprise grew.

The next generations were able to build continuously on these foundations. We have retained an independent family-owned company up to the present day. A lot has changed since the first years. Over time, the workshop turned into a factory with modern machinery and continuously improving technology. New types of pliers and pioneering innovations were added. The number of supplied countries grew steadily.

However, our fundamental principle has stayed in place: remain faithful to a product group, concentrate all strengths on it and be „simply the best“ in pliers. Don't get side-tracked, instead create more performance and quality in a single segment. This is what KNIPEX stands for as today's leading brand in pliers.





## FOR WHOM WE MAKE PLIERS

They are constantly in our mind: People who work with tools professionally. Who need to be able to rely on their tools, even when the going gets tough. Who expect their tools to last a long time. In other words: Users who are demanding in every respect and who want only the best.

We offer these users a range of around 1,000 different pliers. With this choice we can provide exactly the right tool for every application - and always in a suitable design and size.

Because the verdict of the professionals is our benchmark, we are always looking for their feedback. About how they work with their pliers and what's important to them, so that we can understand precisely and in detail what matters to them.

Paramount is to know what makes their work easier, quicker and safer. That is, the subject of ergonomics, adapting working appliances to their users. Despite high performance, tools should never stress a user more than necessary. Here, for example, the good design of pliers handles is not the only criterion. We always find new ways of saving strength and relieving the whole hand-arm system.










KNIPPEX WERK  
C. Gustav Putsch / Anstalt

POSTFACH 120405  
DE-42334-WUPPERTAL

Schmelzen-Nr. Cast No./Coulée No.	Proben-Nr. Test N./Eprouv.N.	Los-Nr. Lot No./Lot No.			
219436	840606	840606			
Schmelzen-Nr. Cast No./Coulée No.	% C	% SI	% MN		
219436	0,810	0,26	0,65		
Proben-Nr. Test No. Eprouv.N.	Ref. Zust	Probenabm. Samp. Dim. Dim. d' epr.	Problg. Spec. Pos. Pos. d' epr	Zugversuch Tensile test / E	
				Temp °C	RM MPa
				20	618 614



# QUALITY IN EVERY DETAIL



Sometimes we give our pliers a really hard time. We try to destroy them to find out what makes them good and long-lasting. Because we don't want to leave anything to chance, we take a long, careful look.

Many trials, for example, have shown us that high-leverage diagonal cutters for very hard wire should be alloyed at best with 0.8 % carbon and certain defined parts of chromium and vanadium.

Correctly hardened, this steel guarantees optimum cutting performance and service life. That's why we use it for our pliers – even if it has to be produced especially for us, costs more and is hard to process. But our high product demands require this.

The rivet of the high-leverage diagonal cutter also has to stand up to a lot of stress. That's why we literally give it backup: we forge it straight onto the pliers. This means extra effort – we have to precision mill the rivet to a few hundredth millimeters. Satisfied users are worth this effort.

And then there are, no less important: the angles, the sharpness, the hardness, the toughness of the cutting edges. The precision and smooth movement of the joint. The handle design and the finish: we keep reviewing these subjects, we research, test and improve.



# MADE IN WUPPERTAL, GERMANY

A lot has to come together so that we can make the best pliers.


First of all, the special material. Then: modern processing methods and machines. We want to work with high precision and efficiently at all times.

The machines we require for our special needs are not always available on the market. Then we construct these ourselves. Our mechanical engineers come up with state-of-the-art solutions even for tricky tasks.

And last but not least: our employees. With their comprehensive experience, their knowledge and skills they make sure that everything turns out precisely as our customers expect. So that we can keep the KNIPEX promise.

Our pliers run through many production steps which are all carefully coordinated. From forging to machining, hardening, surface finishing and all the way to packing, these steps are all carried out under the one roof. This means that we can have a direct and complete influence on how our products are created.

The short distances allow us to respond quickly and implement improvements immediately.












# THE THINK TANK



When we have achieved something we are happy – but we don't stop there. For us, better is the enemy of the good. And we like to be the first to have the good ideas for better pliers.

We continuously work on new products and product advantages which offer our users tangible added value. For example by saving handforce when cutting or they can adjust pliers for gripping quicker and with more precision. Or they can do without a heavy tool because a more compact one can do the same job.

No matter whether it's a small improvement or a totally new idea: everything is meticulously thought out and designed with state-of-the-art software. New models are then put through the acid test – with the help of computer simulations in the test lab and in user testing. The results are then used to further optimise the product, it is re-tested and finally released for production.

By the time they're on the market our pliers have already come a long, hard way.





## OUR CUSTOMERS

Reliably, confidently and long-term – this is how we wish to collaborate with our customers. We have been doing precisely this for decades with many of them. We offer high quality, performance, good service and contact partners who know what it's all about. We want working with us to be easy and pleasant.

Our brand is known and appreciated by consumers. We offer various support for the sale of our products. We visit users together with our distributors to present our tools. We train our partners' field salesforce because a lot can be said about our pliers which the salesperson can use as convincing arguments.



Our understanding of partnership also means that we do not sell directly to end users. And there are no exceptions.

Today, customers in more than 100 countries bank on our products. We reach them via a constantly enlarging, worldwide network of agencies, our own subsidiaries and importers. By observing the many markets we can gain insights and discover important trends, which will be beneficial to the up-to-dateness and competence of our range. Our customers also benefit from this.



ALICATES PINZE  
FOGÓ ΚΛΕΨΤΣΙ  
SZCZYPCYCE ZANGE  
TENGER  
**PLIERS** TANG  
ΠΈΝΣΑ ALICATE  
KLEŠŤĚ الكماشة  
KERPETEN KLIJEŠTA  
钳子 PINCES  
TENGER







# OUR VALUES – OUR EMPLOYEES



We want to be successful and do a lot to achieve this. But we don't want economic success at any price and not at the expense of values which are important to us.

Our aspirations are to act and operate sustainably. The longevity of our products is only one aspect of many.

We feel closely linked with our location. That is why we are particularly aware that we have a responsibility towards our environment and society – and thereby our future generations. We want to treat resources carefully and not burden nature more than absolutely necessary.

We engage ourselves in many ways in our sphere, in particular in the sectors of education, social policy and culture.

Our employees are particularly important to us. They provide the basis for our success with their knowledge and skills, their commitment and ideas. We train them very thoroughly and support them when they want to develop themselves and learn something new. We put emphasis on a good and fair cooperation and know that we can only attain our high targets jointly.



# SPECIAL TOOLS FOR PHOTOVOLTAICS

## ALL WORK STEPS WELL CO-ORDINATED FOR BEST RESULTS



There is a steadily increase of electrical power produced by photovoltaic plants (PV systems). The output from this environmentally friendly source of energy rises each year by about 20 % worldwide. However, the share in the total power generation is still below 0.3 % worldwide, which means there is still rich potential for growth. This makes photovoltaic a profitable sphere of activities for trade and for electrical contractors.

The photovoltaic tools from KNIPEX, customized for cutting, stripping and crimping the special photovoltaic cables and connectors, offer professional and reliable work results and ensure that the relevant requirements, such as e.g. Ral GZ 966, are met.

The requirements for a technically perfect installation of the photovoltaic systems are very high. It is a demanding task to create an electrically efficient and constantly reliable connection in combination with high mechanical requirements.

97 91 01



for contacts from:

**Huber + Suhner**  
**Multi-Contact**  
**Hirschmann**  
**Tyco**  
**Wieland and others**


Tool Case for Photovoltaics

Article No. 97 91 01:  
all tools required for assembly  
in one case equipped with  
crimping dies for standard  
solar cable connectors

## SPECIAL PHOTOVOLTAIC RANGE FROM KNIPEX



Cut effected with a Cable Shears: easy, clean cut without any deformation of the cable.



High demands in terms of results require the use of high-quality special tools also. These must be adapted precisely to suit systems from various manufacturers.



As the systems are not compatible with each other, each type of connector requires a set of individual crimping dies. The range is completed by locators to support quick, easy and precise work.



Huber + Suhner

Multi-Contact MC3

Multi-Contact MC4

Hirschmann

Tyco

Wieland

Locators  
for an exact connector  
positioning in the crimp profile



# COMBINATION PLIERS

01

## Combination Pliers Chrome Vanadium

DIN ISO 5746 IEC 60900 DIN EN 60900



01 06 190



- for heaviest duty
- with gripping zones for flat and round material, suitable for versatile use
- with cutting edges for soft, hard and piano wire
- long cutting edges for thicker cables
- cutting edges additionally induction hardened, cutting edge hardness approx. 64 HRC
- particularly wear resistant gripping jaws; hardness of the gripping jaws approx. 53 HRC
- Chrome vanadium heavy-duty steel, forged, oil-hardened

Article No.	EAN 4003773-	↔ mm		Pliers	Handles	Cutting capacities				⚖ g
						∅ mm	∅ mm	∅ mm	mm <sup>2</sup>	
01 06 160	040729	160				2.0	1.5	10.0	16.0	220
01 06 190	040415	190	⚠ 1000 V ⚡ ⚙ ⚙ ⚙	chrome plated	insulated with multi-component grips, VDE-tested	2.5	2.0	13.0	25.0	320

08

## Mini Combination Pliers



08 05 110



- compact combination pliers for professionals and hobbyists
- with gripping zones for flat and round material, suitable for versatile use
- with cutting edges for soft and hard wire
- cutting edges additionally induction hardened, cutting edge hardness approx. 60 HRC
- Vanadium electric steel; forged, oil-hardened

Article No.	EAN 4003773-	↔ mm		Pliers	Handles	Cutting capacities				⚖ g
						∅ mm	∅ mm	∅ mm	mm <sup>2</sup>	
08 05 110	034957	110	⚙ ⚙ ⚙	chrome plated	with multi-component grips	2.5	1.6	9.0	10.0	85


02

## High Leverage Combination Pliers

DIN ISO 5746

Easier cutting. Powerful gripping, bending and pulling.

- 35 % less effort required than with conventional combination pliers
- easier work due to optimised leverage
- with cutting edges (hardness approx. 63 HRC) for soft and hard wire and piano wire
- long cutting edges for thicker cables
- with gripping zones for flat and round material, suitable for versatile use
- High-grade special tool steel, forged, oil-hardened



02 01 180



02 02 180



02 05 180



02 06 180



02 07 225



Article No.	EAN 4003773-	↔ mm		Pliers	Head	Handles	Cutting capacities				g
							Ø mm	Ø mm	Ø mm	mm <sup>2</sup>	
02 01 180	033134	180					2.5	2.0	11.5	16.0	202
02 01 200	039679	200		black atramentized	polished	plastic coated	2.8	2.2	13.0	25.0	298
02 01 225	013198	225					3.0	2.5	14.0	25.0	358
02 02 180	034896	180				with multi-component grips	2.5	2.0	11.5	16.0	240
02 02 200	034902	200		black atramentized	polished	with multi-component grips	2.8	2.2	13.0	25.0	342
02 02 225	043379	225					3.0	2.5	14.0	25.0	409
02 05 180	043072	180				with multi-component grips	2.5	2.0	11.5	16.0	238
02 05 200	043089	200		chrome plated		with multi-component grips	2.8	2.2	13.0	25.0	342
02 05 225	010005	225					3.0	2.5	14.0	25.0	400
02 06 180	010012	180				insulated with multi-component grips, VDE-tested	2.5	2.0	11.5	16.0	247
02 06 200	010029	200		chrome plated		insulated with multi-component grips, VDE-tested	2.8	2.2	13.0	25.0	343
02 06 225	010036	225					3.0	2.5	14.0	25.0	401
02 07 200	022299	200		chrome plated		with plastic dipped insulation, VDE-tested	2.8	2.2	13.0	25.0	380
02 07 225	022305	225					3.0	2.5	14.0	25.0	486

## 03 Combination Pliers

DIN ISO 5746



03 01 180



03 02 180



03 05 180



03 06 180

- with gripping zones for flat and round material, suitable for versatile use
- with cutting edges for soft and hard wire
- long cutting edges for thicker cables
- cutting edges additionally induction hardened, cutting edge hardness approx. 60 HRC
- Special tool steel, forged, oil-hardened



Article No.	EAN 4003773-	↔ mm		Pliers	Head	Handles	Cutting capacities				g
							Ø mm	Ø mm	Ø mm	mm <sup>2</sup>	
03 00 180	015161	180					3.4	2.2	12.0	16.0	205
03 00 200	015178	200		black atramentized	polished		3.8	2.5	13.0	16.0	255
03 00 250	015185	250					3.8	2.5	15.0	25.0	444
03 01 140	015192	140					2.8	1.8	9.0	10.0	112
03 01 160	013235	160					3.1	2.0	10.0	16.0	187
03 01 180	013242	180		black atramentized	polished	plastic coated	3.4	2.2	12.0	16.0	216
03 01 200	013259	200					3.8	2.5	13.0	16.0	276
03 01 250	015222	250					3.8	2.5	15.0	25.0	489
03 02 160	023203	160					3.1	2.0	10.0	16.0	223
03 02 180	023197	180		black atramentized	polished	with multi-component grips	3.4	2.2	12.0	16.0	254
03 02 200	034940	200					3.8	2.5	13.0	16.0	322
03 05 140	039730	140					2.8	1.8	9.0	10.0	139
03 05 160	039518	160		chrome plated		with multi-component grips	3.1	2.0	10.0	16.0	222
03 05 180	034933	180					3.4	2.2	12.0	16.0	254
03 05 200	041146	200					3.8	2.5	13.0	16.0	324
03 06 160	021902	160				insulated with multi-component grips, VDE-tested	3.1	2.0	10.0	16.0	228
03 06 180	021926	180		chrome plated			3.4	2.2	12.0	16.0	264
03 06 200	033776	200					3.8	2.5	13.0	16.0	326
03 07 160	015307	160					3.1	2.0	10.0	16.0	254
03 07 180	015314	180				with plastic dipped insulation, VDE-tested	3.4	2.2	12.0	16.0	285
03 07 200	015321	200		chrome plated			3.8	2.5	13.0	16.0	339
03 07 250	015345	250					3.8	2.5	15.0	25.0	597



## 09 Lineman's Pliers

American style

DIN ISO 5746 ASME B107.20



09 01 240



09 02 240




09 11 240

- solid construction for heaviest strain; universally applicable
- high transmission ratio for easy cutting
- requires 40 % less effort compared with conventional combination pliers thanks to optimised transmission ratio
- ergonomically optimised handle shape for firm contact to the hand and fatigue reducing operation
- particularly effective cross-hatched knurled gripping zone in the jaws – for strong gripping and pulling
- additional gripping zone below the joint for powerful leverage and pressing performance
- with cutting edges for soft and hard wire
- cutting edges additionally induction hardened, cutting edge hardness approx. 64 HRC
- Vanadium electric steel; forged, oil-hardened

### 09 11 240 / 09 12 250

with fish tape puller in the joint gap; with universal mandrel crimping point below the joint




Cross-hatched, knurled gripping zone for firm gripping and pulling, e.g. for fence construction




Gripping zone below the joint for powerful leverage



Long cutting edges for cutting flat cables



09 11/12 240: fish tape puller in the joint gap



09 11/12 240: universal mandrel crimping area below the joint

Article No.	EAN 4003773-	↔ mm		Pliers	Head	Handles	Cutting capacities		 g
							Ø mm	Ø mm	
09 01 240	064992	240		black atramentized	polished	with non-slip plastic coating	4.6	3.0	435
09 02 240	065005	240		black atramentized	polished	with multi-component grips	4.6	3.0	470
09 11 240	071952	240		black atramentized	polished	with non-slip plastic coating	4.6	3.0	435
09 12 240	071969	240		black atramentized	polished	with multi-component grips	4.6	3.0	470

11

## Insulation Strippers

- for single, multiple and fine stranded conductors with plastic or rubber insulation max. 5.0 mm dia. or resp. 10.0 mm<sup>2</sup> cable cross section
- easy adjustment to the required diameter of solid or stranded wire with knurled screw and lock nut
- Special tool steel, forged, oil-hardened



11 01 160  
MM



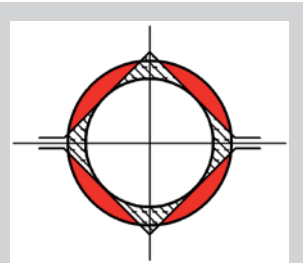

11 02 160  
MM



11 05 160  
MM



11 06 160  
1000V MM



Prismatic blade:  
The red area is cut over four surfaces. Works with highly-elastic materials also.

Article No.	EAN 4003773-	↔ mm	Pliers	Head	Handles	Stripping capacities			g
						Ø mm	mm <sup>2</sup>	AWG	
11 01 160	013556	160	black atramentized	polished	plastic coated	5.0	10.0	7	131
11 02 160	023180	160	black atramentized	polished	with multi-component grips	5.0	10.0	7	165
11 05 160	039570	160	chrome plated		with multi-component grips	5.0	10.0	7	157
11 06 160	021933	160	chrome plated		insulated with multi-component grips, VDE-tested	5.0	10.0	7	166
11 07 160	015499	160	chrome plated		with plastic dipped insulation, VDE-tested	5.0	10.0	7	180
11 12 160	034964	160	black atramentized	polished	with multi-component grips	5.0	10.0	7	156
11 15 160	042471	160	chrome plated		with multi-component grips	5.0	10.0	7	155
11 17 160	015505	160	chrome plated		with plastic dipped insulation, VDE-tested	5.0	10.0	7	181


11  
8

## Electronics Wire Stripping Shears



11 82 130  
✱ M

- for cutting and stripping single, multiple and fine-stranded conductors with diameters up to 1.0 mm
- easy adjustment to the required diameter of solid or stranded wire with knurled screw and lock nut
- with opening spring
- Special tool steel, oil-hardened



Article No.	EAN 4003773-	↔ mm		Head	Handles	Stripping capacities Ø mm	g
11 82 130	071648	130	✱ M	polished	with multi-component grips	0.03-1.0	75

11  
9

## Electronics Wire Stripper



11 92 140  
✱ M

- for single, multiple and fine stranded cables having a diameter from 0.1 up to 0.8 mm, with plastic or rubber insulation
- easy adjustment to the required diameter of solid or stranded wire with knurled screw and lock nut
- with opening spring
- the mirror polish together with a fine film of oil offer effective rust protection - no circuit faults caused by peeling chrome from plated tools
- Special tool steel, forged, oil-hardened

Article No.	EAN 4003773-	↔ mm		Head	Handles	Stripping capacities Ø mm	g
11 92 140	016908	140	✱ M	mirror polished	with multi-component grips	0.1 - 0.8	99


12

## Insulation Strippers with shaped blades



12 11 180  
M

- with replaceable blades for 4 or 6 different conductor cross-sections
- leave wire undamaged thanks to precision-ground blade shapes, even multi-stranded conductors are stripped gently
- during stripping, the wire is held firmly by clamping jaws
- with length stop for constant stripping length during repetitive work
- a spring leads the stripper back to the starting position
- Pliers body: aluminium
- Blade: special tool steel, oil-hardened



12 11 180: wire diameter in mm



12 21 180: wire cross-sections in mm<sup>2</sup>

Article No.	EAN 4003773-	↔ mm		Pliers	Handles	Stripping capacities Ø mm	Stripping capacities mm <sup>2</sup>	AWG	g
12 11 180	000792	180				0.5 / 1.2 / 1.6 / 2.0			368
12 21 180	000815	180	M	black lacquered	with plastic grips		0.5-0.75 / 1.0 / 1.5 / 2.5 / 4.0 / 6.0	20-19 / 17 / 15 / 13 / 11 / 10	366
12 19 180	022145	1 pair of spare blades for 12 11 180							
12 29 180	022152	1 pair of spare blades for 12 21 180							



12  
12

## Precision Insulation Strippers

with adapted blades

PATENTED



12 12 02  
MM




12 12 06  
MM




12 12 11  
MM


maximum cable cross-section (in mm<sup>2</sup>) per profile:




12 12 06



12 12 10



12 12 11



12 12 12

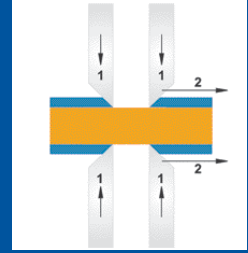
Article No.	EAN 4003773-	↔ mm		Pliers	Handles	Stripping capacities mm <sup>2</sup>	AWG	g
12 12 02	048077	195				0.03 - 2.08	32 - 14	447
12 12 06	049005	195	MM	burnished	with multi-component grips	0.14 - 6.00	26 - 10	445
12 12 10	049012	195				2.5 - 10.0	13 - 7	445
12 12 11	062998	195	MM	burnished	with multi-component grips	1.5 - 6.0	15 - 10	449
12 12 12	073758	195				4.0 - 10.0	11 - 7	450

12 19 02	049036	1 set of spare blades for 12 12 02
12 19 06	049043	1 set of spare blades for 12 12 06
12 19 10	049050	1 set of spare blades for 12 12 10
12 19 11	063001	1 set of spare blades for 12 12 11
12 19 12	073765	1 set of spare blades for 12 12 12



### Precisely and reliably

Two pairs of blades (1) cut the insulation to a complete extent. Then the blade pairs move apart, and thus the insulation is removed form-fit (2). The pliers open automatically after the stripping procedure.



- form-fit stripping also of difficult-to-remove insulating materials such as PTFE, silicone, Radox®, Kapton® and rubber; multi-layer too
- a second pair of blades holds the remaining insulation reliably in place
- blades are shaped precisely to the respective conductor cross-section
- with an adjustable length stop when cutting the same stripping lengths during repetitive work
- Pliers body: steel
- Blade: special tool steel, oil-hardened

#### 12 12 02


with additional cable guide for exact positioning of the cable in the stripping area of the blade

Kapton® is a registered trademark of E. I. du Pont de Nemours and Company

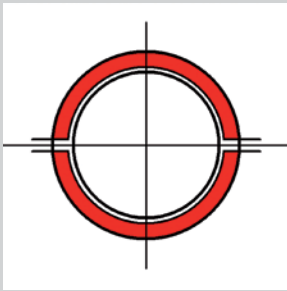
#### 12 12 11 /

#### 12 12 12 for solar cables

specially adapted to multi-layered and Radox® insulation; with additional cable support for a better centring of multi-layer insulated conductors in the stripping profiles



12 12 02



## Principle of operation with adapted blades

Properly and precise stripping with an annular cut through the complete insulation. This is particularly important with conductors, which must be stripped precisely.

This works without any problem even with difficult materials such as Teflon®, Radox® and multilayer insulations.



12 12 02 with cable guide and length stop



Precise cutting of the insulation to a complete extent



Positive stripping thanks to precise shape of the blades



Automatic stripping of the insulation



12  
40/50


## Self-Adjusting Insulation Strippers



12 40 200  
MM

- for single, multiple and fine stranded conductors with plastic or rubber insulation
- adapts automatically to the respective cable cross-section; prevents damage to the conductor
- cutting depth can be adjusted for different insulation materials
- with wire cutter for copper and aluminium wires, multiple stranded up to 10.0 mm<sup>2</sup> and single stranded up to 6.0 mm<sup>2</sup>
- smoothly operating mechanism
- stripping blades and clamping jaws easily replaceable
- low weight
- Body: plastic, fibreglass-reinforced
- Blade: special tool steel, oil-hardened

**12 40 200**  
for thin ribbon cables up to 10.0 mm width in a single pass



Wire cutter for multiple stranded wire cables up to 10.00 mm<sup>2</sup>



Adjustable length stop



Precise stripping prevents damage to the conductor

Article No.	EAN 4003773-	↔ mm		Stripping capacities mm <sup>2</sup>	AWG	Length stop mm	⚖ g
12 40 200	026662	200	MM	0.03 - 10.0	32 - 7	3.0 - 18.0	202
12 50 200	034407	200	MM	2.5 - 16.0	13 - 5		200

12 49 01	026679	1 pair of spare blades for 12 40 200					
12 49 02	026686	1 pair of spare clamping jaws for 12 40 200					
12 49 03	026693	Spare length stop for 12 40 200					
12 59 01	034414	1 pair of spare blades for 12 50 200					
12 59 02	034421	1 pair of spare clamping jaws for 12 50 200					



12  
42

## KNIPEX MultiStrip 10

Automatic Insulation Stripper

PATENTED



12 42 195  
MM

### Mode of operation of straight cutters

Models 12 40 200 and 12 42 195

An incision is made in the red area only.

Not suitable for highly-flexible or armoured insulation materials or for multi-layered insulation.



### Patented mechanics

The incision depth of the stripping blade adjusts fully automatically to the diameter of the wire and accordingly also to the thickness of all standard insulating materials. There is no need for any manual adjustment which is still necessary when other conventional pliers with a wide wire-stripping range are used.

### Stripping without re-adjustment from 0.03 to 10.0 mm<sup>2</sup>

- fully automatic adjustment to commercially used single-, multi- and fine-stranded conductors with standard insulation throughout the entire capacity range from 0.03 to 10.0 mm<sup>2</sup>
- no manual fine adjustment required, no damage to the conductors
- the clamping jaws made of steel with integrated cutting edge hold the cable in a way that prevents slipping without damaging the remaining insulation
- with wire cutter for copper and aluminium conductors, multi-stranded up to 10.0 mm<sup>2</sup> and single-stranded up to 6.0 mm<sup>2</sup>
- particularly smooth-running mechanics and very low weight
- replaceable blades block and length stop
- handle with soft-plastic zone for a steady grip
- Body: plastic, fibreglass-reinforced
- Blade: special tool steel, oil-hardened



Wire cutter for multiple stranded wire cables up to 10.0 mm<sup>2</sup>



Steel restrain jaws with cutting edges avoid skidding of the cable



Precise stripping from 0.03 to 10.0 mm<sup>2</sup> without re-adjustment

Article No.	EAN 4003773-	↔ mm		Stripping capacities mm <sup>2</sup>	AWG	⚖ g
12 42 195	054580	195	MM	0.03 - 10.0	32 - 7	136

12 49 21 057581 Spare blades block for 12 42 195



12 49 23 057604 Spare length stop for 12 42 195

12  
62

## Automatic Insulation Stripper




12 62 180  
MM



Wire cutter up to 2.5 mm<sup>2</sup>

- compact standard tool at a favourable price for all current cable cross-sections and insulating materials
- for single, multiple and fine stranded cables of 0.2 up to 6.0 mm<sup>2</sup> with standard insulation
- adapts automatically to the respective cable cross-section; prevents damage to the conductor
- high operation comfort thanks to handy shape and low weight
- narrow head style for use in confined areas
- with wire cutter for copper and aluminium wires up to 2.5 mm<sup>2</sup>
- with adjustable length stop from 6.0 - 18.0 mm for cutting the same stripping lengths during repetitive work
- Body: plastic, fibreglass-reinforced
- Blades: special tool steel, oil-hardened, interchangeable



Precise stripping from 0.2 up to 6.0 mm<sup>2</sup>



Stripping in confined areas

Article No.	EAN 4003773-	↔ mm		Stripping capacities mm <sup>2</sup>	AWG	g
12 62 180	054573	180	MM	0.2 - 6.0	24 - 10	151

12 69 21	060093	1 pair of spare blades for 12 62 180				
12 69 23	067115	Spare length stop for 12 62 180				

12  
64

## Automatic Insulation Stripper for flat cable



12 64 180  
MM

- for PVC insulated flat cables up to a max. 12 mm width and 0.75 to 2.5 mm<sup>2</sup>
- adapts automatically to the various conductor heights; prevents damage to the conductor
- long stripping lengths possible
- blade replaceable
- smoothly operating mechanism
- low weight
- Body: plastic, fibreglass-reinforced
- Blade: special tool steel, oil-hardened



Article No.	EAN 4003773-	↔ mm		Stripping capacities mm <sup>2</sup>	AWG	g
12 64 180	073284	180	MM	0.75 - 2.5	19 - 13	125

12 69 31	073932	1 pair of spare blades for 12 64 180				
----------	--------	--------------------------------------	--	--	--	--

## 12 80 Mini Stripping Tool



12 80 100 SB

- precise stripping, stepwise adjustment to the conductor diameters
- with wire cutter
- adjustable length stop from 4.0 - 15.0 mm
- with locking device
- Housing: plastic, impact-proof

**12 80 040 SB**  
 for thin copper conductors dia. 0.12 to 0.4 mm




Article No.	EAN 4003773-	↔ mm		Stripping capacities Ø mm	AWG	⚖ g
12 80 040 SB	071655	100		0.12 - 0.4	36 - 26	35
12 80 100 SB	043119	100		0.30 - 1.0	28 - 18	34

## 12 82 Wire Stripper for fibre optics



12 82 130 SB

- to remove primary and secondary coating of fibre optics
- Chrome vanadium electric steel in special quality, oil-hardened



Article No.	EAN 4003773-	↔ mm	Pliers	Handles	Stripping capacities Ø mm	⚖ g
12 82 130 SB	050094	130	burnished	with plastic handles	primary-coating: 0.125 mm secondary-coating: 0.250 mm	69



12  
85

## Stripping Tool for fibre optics



12 85 100 SB

- to remove primary coating of fibre optics Ø 0.125 mm
- blade dia. 0.18 mm, hole for cable feeding 0.30 mm dia.
- adjustable length stop
- Housing: plastic, impact-proof




Article No.	EAN 4003773-	↔ mm	Stripping capacities Ø mm	g
12 85 100 SB	043126	100	to remove primary coating of fibre optics Ø 0.125 mm	44


13

## Electricians' Pliers


- the ideal pliers for cable work
- for gripping and bending wire
- for cutting soft, medium and hard wire
- precision cutting edges additionally induction hardened, cutting edge hardness approx. 60 HRC
- with precision stripping holes
- for crimping end sleeves (ferrules)
- Vanadium electric steel; forged, oil-hardened




13 01 160



13 02 160



13 05 160



Gripping



Cutting



Stripping



Crimping 0.5 to 2.5 mm<sup>2</sup>

Article No.	EAN 4003773-	↔ mm	Pliers	Head	Handles	Stripping capacities mm <sup>2</sup>	Cutting capacities		g
							Ø mm	Ø mm	
13 01 160	034971	160	black atramentized	polished	plastic coated	0.5 - 0.75 / 1.5 / 2.5	2.5	1.6	112
13 02 160	010470	160	black atramentized	polished	with multi-component grips	0.5 - 0.75 / 1.5 / 2.5	2.5	1.6	139
13 05 160	071426	160	chrome plated		with multi-component grips	0.5 - 0.75 / 1.5 / 2.5	2.5	1.6	139

13  
72

## Universal Pliers for STP data cables



13 72 160 SB

- for cutting the entire cable, the single conductor, the shield and the plastic core
- steel needle at the joint for longitudinal scratching of the shield foil
- prismatic blades below the joint for dismantling the cables
- Chrome vanadium electric steel in special quality, oil-hardened



Article No.	EAN 4003773-	↔ mm	Pliers	Handles	⚖ g
13 72 160 SB	052319	160	burnished	with multi-component grips	102

14

## Diagonal Insulation Strippers



14 22 160



14 25 160



14 26 160



- the essential pliers for electrical installation work
- precision stripping holes for single (solid) conductors of 1.5 and 2.5 mm<sup>2</sup>
- induction hardened precision blades for soft wire up to 4.0 mm dia., cutting edge hardness approx. 60 HRC
- Vanadium electric steel; forged, oil-hardened




Multi-functional: cutting and stripping

Article No.	EAN 4003773-	↔ mm	Pliers	Head	Handles	Stripping capacities mm <sup>2</sup>	AWG	Cutting capacities		⚖ g
								⊙ Ø mm	⊙ Ø mm	
14 22 160	034988	160	black atramentized	polished	with multi-compo- nent grips	1.5 + 2.5	15 + 13	2.5	1.5	206
14 25 160	028697	160	chrome plated		with multi-compo- nent grips	1.5 + 2.5	15 + 13	2.5	1.5	206
14 26 160	040279	160	⚠ 1000V ⚠ GS		insulated with multi-component grips, VDE-tested	1.5 + 2.5	15 + 13	2.5	1.5	216

15  
11

## Stripping Tweezers for Coated-Wire



15 11 120

Artikel-Nr.	EAN 4003773-	↔ mm	Stripping capacities Ø mm	⚖ g
15 11 120	015550	120	0.6	34

- for stripping off varnished insulation on copper wires
- blades for other wire diameters available as spare parts
- Tweezers body: spring steel, oil-hardened
- Handle shells: plastic



Article No.	EAN 4003773-	
15 19 005	021551	1 pair of spare blades for 15 11 120 Ø 0.5 mm
15 19 006	021568	1 pair of spare blades for 15 11 120 Ø 0.6 mm
15 19 008	021575	1 pair of spare blades for 15 11 120 Ø 0.8 mm
15 19 010	021582	1 pair of spare blades for 15 11 120 Ø 1.0 mm

15

## Insulation Strippers



15 61 160

MM

Article No.	EAN 4003773-	↔ mm		Head	Handles	Stripping capacities Ø mm	⚖ g
15 51 160	044451	160	MM	polished	plastic coated	0.5	101
15 61 160	014843	160				0.6	102
15 81 160	015574	160				0.8	102

- for stripping thin cables
- accurate boring to match diameter of wire, precise stripping prism; non-adjustable
- with opening spring
- Chrome vanadium electric steel, forged, oil-hardened



16  
20

## Dismantling Tools



16 20 16 SB

MM

16 20 165 SB

MM

- for stripping all common round cables
- self-tightening holding lever
- with adjusting screw for cutting depth adjustment
- turnable blade for circular and longitudinal cutting
- spare blade inside the handle
- secure grip due to soft component material on handle and holding lever to avoid slipping


- Housing: plastic, impact-proof



**16 20 165 SB**  
with knife and hook blade, protective cap included

Article No.	EAN 4003773-	↔ mm		Stripping capacities Ø mm	⚖ g
16 20 16 SB	060451	130	MM	4.0 - 16.0	95
16 20 28 SB	060468	130		8.0 - 28.0	95
16 20 165 SB	043133	165	MM	8.0 - 28.0	85

16 29 165	043140	Spare blade for 16 20 16 SB / 16 20 28 SB / 16 20 165 SB		
-----------	--------	--	--	--





16  
30

## Dismantling Tool



16 30 135 SB

- for dismantling round cable sheaths made of PVC, rubber, silicone or PTFE from 6.0 - 29.0 mm dia.
- self-tightening holding lever
- with knurled nut for cutting depth adjustment
- changing from circular to longitudinal cutting by turning the tool body
- spiral cutting for removing intermediate pieces
- replaceable blade
- Housing: plastic, impact-proof



Article No.	EAN 4003773-	↔ mm		Stripping capacities Ø mm	⚖ g
16 30 135 SB	033349	135		6.0 - 29.0	120
16 39 135	027317	Spare blade for 16 30 135 SB			



16  
40

## Dismantling Tool



16 40 150

- for dismantling round cables exceeding 25.0 mm dia.
- removes all kinds of insulation layers
- suitable for longitudinal and circular cutting
- cutting depth can be adjusted up to 5.0 mm
- replaceable blade (both sides can be used)
- Tool body: plastic, fibreglass-reinforced



Adjustable cutting depth



Setting the tool for longitudinal cut



Longitudinal cut



Turning the tool for circumferential cut



Circular cut

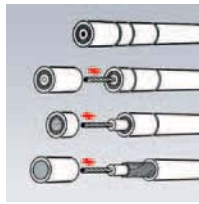
Article No.	EAN 4003773-	↔ mm		Stripping capacities Ø mm	⚖ g
16 40 150	026709	150		> 25	210
16 49 150	026716	Spare blade for 16 40 150			

16  
60

## Stripping Tool for coax cables



16 60 05 SB



Dismantling of a coax-cable in three steps

- for stripping coax cables (RG 58, RG 59 and RG 62)
- for stripping outer sheath, shield and insulation in a single pass
- with three built-in blades
- the cutting depth of each blade can be adjusted individually by means of a hexagonal key (Allen key)
- the blade spacing remains constant
- Housing: plastic, impact-proof



3 stripping steps in one operation


Article No.	EAN 4003773-	↔ mm		Cable type	g
16 60 05 SB	044888	105		RG 58, RG 59 and RG 62	73

16  
60

## Stripping Tool for coax cables



16 60 100 SB



- for dismantling and stripping all common coax cables between 4.8 - 7.5 mm dia. (e.g. for TV- and satellite antenna), also suitable for PVC round cable 3 x 0.75 mm<sup>2</sup>
- with length scale 5.0 - 20.0 mm
- double shell, folding back stripping tool
- with opening spring and locking device
- Body: plastic, fibreglass-reinforced



Article No.	EAN 4003773-	↔ mm		Stripping capacities Ø mm	g
16 60 100 SB	040811	100		Coax-cables 4.8 - 7.5 round cables 3 x 0.75 mm <sup>2</sup>	39

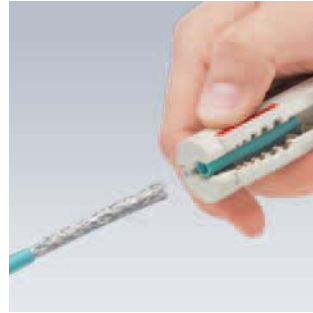
16  
65

## Dismantling Tool for data cables



16 65 125 SB

- for stripping UTP and STP data cables with diameters of 4.5 to 10.0 mm
- stripping device for cross-sections 0.2 / 0.3 / 0.8 / 1.5 / 2.5 / 4.0 mm<sup>2</sup>
- double shell, folding back stripping tool
- with opening spring and locking device
- practical clip for easy transport
- Body: plastic, fibreglass-reinforced



Article No.	EAN 4003773-	↔ mm		Types of cables	Stripping capacities Ø mm	Stripping capacities mm <sup>2</sup>	⚖ g
16 65 125 SB	043157	125		CAT 5, CAT 6, CAT 7, Twisted-Pair (UTP/STP)	4.5 - 10.0	0.2 - 4.0	50

16  
8

## Universal Dismantling Tools



16 80 125 SB



16 85 125 SB

- for dismantling and stripping all common round and damp-proof installation cables between 8.0 - 13.0 mm dia. (e.g. 3 x 1.5 mm<sup>2</sup> up to 5 x 2.5 mm<sup>2</sup>)
- also for use in conduit and distribution boxes
- double shell, folding back stripping tool
- with opening spring and locking device
- practical clip for easy transport
- Body: plastic, fibreglass-reinforced

**16 85 125 SB**  
 with additional blade for longitudinal cuts; telescopic blade inside; stripping device for cross-sections 0.2 / 0.3 / 0.8 / 1.5 / 2.5 / 4.0 mm<sup>2</sup>



Article No.	EAN 4003773-	↔ mm		Stripping capacities Ø mm	Types of cables	⚖ g
16 80 125 SB	040828	125		8.0 - 13.0	round cable, e.g.: 3 x 1.5 mm <sup>2</sup> up to 5 x 2.5 mm <sup>2</sup>	71
16 85 125 SB	060444	125		8.0 - 13.0	round cable, e.g.: 3 x 1.5 mm <sup>2</sup> up to 5 x 2.5 mm <sup>2</sup>	67



## 19

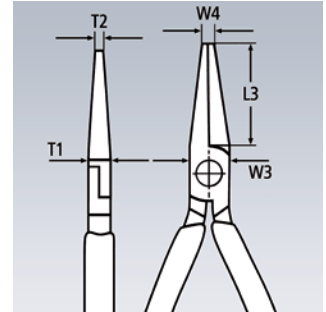

### Round Nose Pliers with cutting edge

(Jewellers' Pliers)

DIN ISO 5743



- for gripping and manipulating fine wires, e.g. in jewellery work
- ideal for cutting and bending activities, also in electronics
- for bending wire loops
- precision-ground round jaws with fine, pointed tips
- cutting edges additionally induction hardened, cutting edge hardness approx. ca. 60 HRC
- Vanadium electric steel; forged, oil-hardened

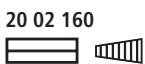
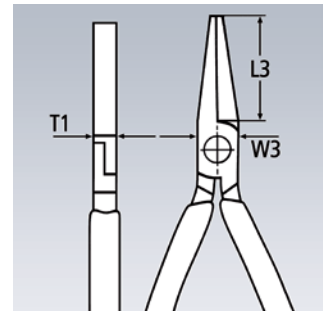


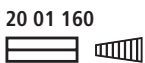


Article No.	EAN 4003773-	↔ mm	Pliers	Head	Handles	Dimensions					Cutting capacities		
						D1 mm	L3 mm	T1 mm	W3 mm	W4 mm	Ø mm	Ø mm	g
19 01 130	034995	130	black atramentized	polished	plastic coated	1.0	32.0	8.0	13.5	2.0	2.2	1.6	73
19 03 130	014348	130	chrome plated		plastic coated	1.0	32.0	8.0	13.5	2.0	2.2	1.6	72

## 20

### Flat Nose Pliers

DIN ISO 5745



Article No.	EAN 4003773-	↔ mm	Pliers	Head	Handles	Dimensions			g
						L3 mm	W3 mm	T1 mm	
20 01 125	014447	125				27.0	14.5	8.0	75
20 01 140	014454	140				28.0	15.5	9.5	107
20 01 160	015017	160	black atramentized	polished	plastic coated	30.0	17.0	9.5	144
20 01 180	015666	180				35.0	19.0	10.0	188
20 01 200	015673	200				38.0	21.0	12.0	268
20 02 140	043386	140	black atramentized	polished	with multi-component grips	28.0	15.5	9.5	137
20 02 160	035008	160	black atramentized	polished	with multi-component grips	30.0	17.0	9.5	172
20 05 140	042464	140	chrome plated		with multi-component grips	28.0	15.5	9.5	136
20 05 160	042457	160	chrome plated		with multi-component grips	30.0	17.0	9.5	176
20 06 160	033783	160	chrome plated		insulated with multi-component grips, VDE-tested	30.0	17.0	9.5	176

22

## Round Nose Pliers

DIN ISO 5745

- for bending wire loops
- round, short jaws; finely ground
- Chrome vanadium electric steel, forged, oil-hardened



22 01 160  
8



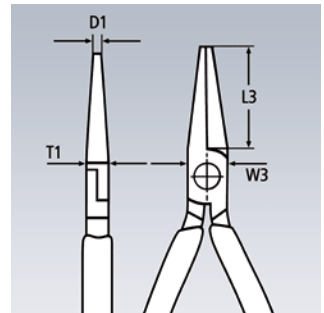
22 02 160  
8



22 06 160  
⚠ 1000V 8



22 05 160  
8



Article No.	EAN 4003773-	↔ mm		Pliers	Head	Handles	Dimensions				⚖ g
							L3 mm	W3 mm	D1 mm	T1 mm	
22 01 125	014461	125					27.0	14.5	2.0	8.0	75
22 01 140	013013	140	8	black atramentized	polished	plastic coated	28.0	16.5	2.5	9.5	100
22 01 160	015024	160					30.0	18.0	3.0	9.5	140
22 01 180	015819	180					35.0	21.0	3.5	10.5	177
22 02 140	043430	140	8	black atramentized	polished	with multi-component grips	28.0	16.5	2.5	9.5	129
22 02 160	023173	160					30.0	18.0	3.0	9.5	170
22 05 140	042891	140	8	chrome plated		with multi-component grips	28.0	16.5	2.5	9.5	127
22 05 160	042907	160					30.0	18.0	3.0	9.5	169
22 06 160	033790	160		chrome plated		insulated with multi-component grips, VDE-tested	30.0	18.0	3.0	9.5	175
22 07 160	015901	160		chrome plated		with plastic dipped insulation, VDE-tested	30.0	18.0	3.0	9.5	196

23

## Flat Nose Pliers with cutting edges

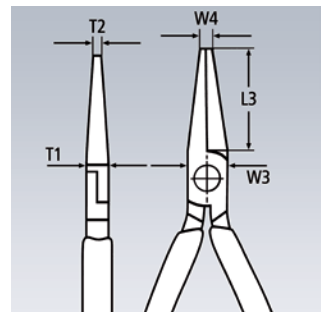
(precision mechanics pliers)

DIN ISO 5745

- suitable for gripping and cutting work in fine mechanics
- flat, long jaws, tapering
- cutting edges additionally induction hardened, cutting edge hardness approx. 60 HRC
- High-grade special tool steel, forged, oil-hardened



23 01 140



Article No.	EAN 4003773-	↔ mm		Head	Handles	Cutting capacities		Dimensions				⚖ g	
						☉ mm	☉ mm	T1 mm	L3 mm	W3 mm	W4 mm		T2 mm
23 01 140	041290	140		polished	plastic coated	2.5	1.6	7.0	35.0	12.5	3.0	4.5	75

25

## Snipe Nose Side Cutting Pliers


(Radio Pliers)

DIN ISO 5745

- suitable for finer gripping and cutting work
- pointed, half-round jaws
- knurled gripping surfaces
- with cutting edges for soft, medium-hard and hard wire
- cutting edges additionally induction hardened, cutting edge hardness approx. 61 HRC
- Vanadium electric steel; forged, oil-hardened




25 01 160



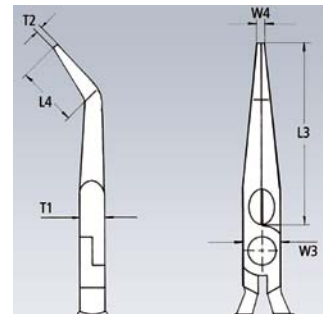
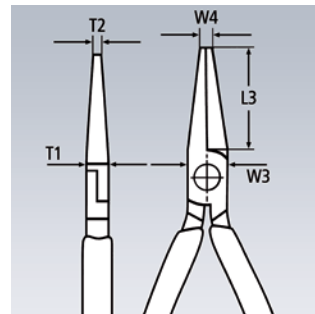
25 02 160



25 06 160



25 26 160



Article No.	EAN 4003773-	↔ mm		Pliers	Head	Handles	Cutting capacities		Dimensions					g	
							Ø mm	Ø mm	L3 mm	L4 mm	W3 mm	T1 mm	W4 mm		T2 mm
25 01 125	015932	125		black atramentized	polished	plastic coated	2.2	1.6	27.0		13.0	7.0	2.5	1.8	73
25 01 140	013082	140		black atramentized	polished	plastic coated	2.5	1.6	42.0		15.0	8.0	2.5	2.0	89
25 01 160	013099	160		black atramentized	polished	plastic coated	2.5	1.6	50.0		16.5	9.0	3.0	2.5	113
25 02 140	023159	140		black atramentized	polished	with multi-component grips	2.5	1.6	42.0		15.0	8.0	2.5	2.0	109
25 02 160	023166	160		black atramentized	polished	with multi-component grips	2.5	1.6	50.0		16.5	9.0	3.0	2.5	144
25 03 125	043065	125		chrome plated		plastic coated	2.2	1.6	27.0		13.0	7.0	2.5	1.8	72
25 03 160	014492	160		chrome plated		plastic coated	2.5	1.6	50.0		16.5	9.0	3.0	2.5	116
25 05 140	035015	140		chrome plated		with multi-component grips	2.5	1.6	42.0		15.0	8.0	2.5	2.0	111
25 05 160	022817	160		chrome plated		with multi-component grips	2.5	1.6	50.0		16.5	9.0	3.0	2.5	144
25 06 160	033806	160		chrome plated		insulated with multi-component grips, VDE-tested	2.5	1.6	50.0		16.5	9.0	3.0	2.5	146
25 21 160	015994	160		black atramentized	polished	plastic coated	2.5	1.6	50.0	23.0	16.5	9.0	3.0	2.5	112
25 25 160	016007	160		chrome plated		with multi-component grips	2.5	1.6	50.0	23.0	16.5	9.0	3.0	2.5	143
25 26 160	052111	160		chrome plated		insulated with multi-component grips, VDE-tested	2.5	1.6	50.0	23.0	16.5	9.0	3.0	2.5	144



26

**Snipe Nose Side Cutting Pliers**

(Stork Beak Pliers)

DIN ISO 5745



26 11 200  
 ⊖  







26 15 200  
 ⊖  



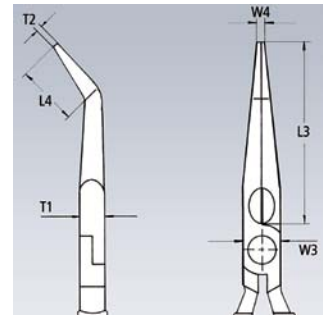
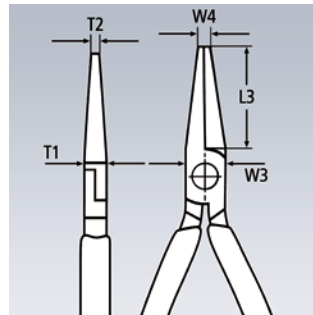
26 22 200  
 ∠40° ⊖  





26 26 200  
 ⚡ 1000V   ∠40° ⊖  

**Elastic tips: dimensionally stable even when twisted**

- distortion-tolerant, elastic precision tips
- half-round, long, pointed jaws
- with cutting edges (hardness approx. 61 HRC) for soft, medium-hard and hard wire
- Vanadium electric steel; forged, oil-hardened




Article No.	EAN 4003773-	↔ mm	 	Pliers	Head	Handles	Cutting capacities		Dimensions						⚖ g
							⊖ mm	⊖ mm	L3 mm	L4 mm	T1 mm	W3 mm	W4 mm	T2 mm	
26 11 200	022824	200	 	black atramentized	polished	plastic coated	3.2	2.2	73.0		9.5	17.5	3.0	2.5	170
26 12 200	023142	200	 	black atramentized	polished	with multi-component grips	3.2	2.2	73.0		9.5	17.5	3.0	2.5	201
26 13 200	040590	200	 	chrome plated		plastic coated	3.2	2.2	73.0		9.5	17.5	3.0	2.5	169
26 15 200	035022	200	 	chrome plated		with multi-component grips	3.2	2.2	73.0		9.5	17.5	3.0	2.5	198
26 16 200	022831	200	⚡ 1000V    	chrome plated		insulated with multi-component grips, VDE-tested	3.2	2.2	73.0		9.5	17.5	3.0	2.5	206
26 17 200	016069	200	⚡ 1000V    	chrome plated		with plastic dipped insulation, VDE-tested	3.2	2.2	73.0		9.5	17.5	3.0	2.5	212
26 21 200	022848	200	∠40° ⊖  	black atramentized	polished	plastic coated	3.2	2.2	73.0	23.0	9.5	17.5	3.0	2.5	171
26 22 200	023135	200	∠40° ⊖  	black atramentized	polished	with multi-component grips	3.2	2.2	73.0	23.0	9.5	17.5	3.0	2.5	197
26 23 200	016076	200	∠40° ⊖  	chrome plated		plastic coated	3.2	2.2	73.0	23.0	9.5	17.5	3.0	2.5	171
26 25 200	035039	200	∠40° ⊖  	chrome plated		with multi-component grips	3.2	2.2	73.0	23.0	9.5	17.5	3.0	2.5	199
26 26 200	022855	200	⚡ 1000V    	chrome plated		insulated with multi-component grips, VDE-tested	3.2	2.2	73.0	23.0	9.5	17.5	3.0	2.5	204
26 27 200	016090	200	⚡ 1000V    	chrome plated		with plastic dipped insulation, VDE-tested	3.2	2.2	73.0	23.0	9.5	17.5	3.0	2.5	220

27

## Snipe Nose Pliers with centre cutter

(Telephone Pliers)

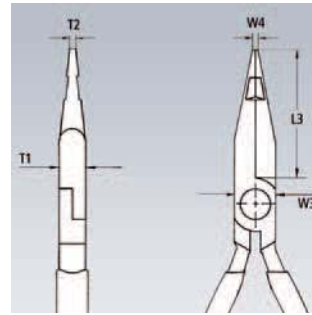
DIN ISO 5743



27 01 160



- for gripping and separating of single wires in harnesses
- with centre cutter for soft wire
- half-round jaws
- knurled gripping surfaces
- Chrome vanadium electric steel, forged, oil-hardened



Article No.	EAN 4003773-	↔ mm		Head	Handles	Dimensions					g
						L3 mm	W3 mm	T1 mm	W4 mm	T2 mm	
27 01 160	016106	160		polished	plastic coated	47.0	16.5	9.5	3.0	2.0	120

28

## Assembly Pliers

DIN ISO 5743



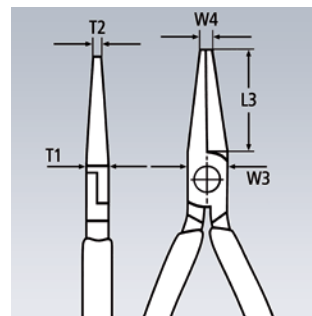
28 01 200



28 21 200



- specially suitable for gripping and assembly work with a higher prehensile power
- knurled gripping surfaces
- High-grade special tool steel, forged, oil-hardened




Article No.	EAN 4003773-	↔ mm		Pliers	Head	Handles	Dimensions					g
							L3 mm	W3 mm	T1 mm	W4 mm	T2 mm	
28 01 200	044468	200		black atramentized	polished	plastic coated	33.0	13.5	10.5	4.0	10.5	197
28 21 200	028246	200		black atramentized	polished	plastic coated	34.0	13.5	10.5	3.0	3.0	187

29

## Telephone Pliers

DIN ISO 5745



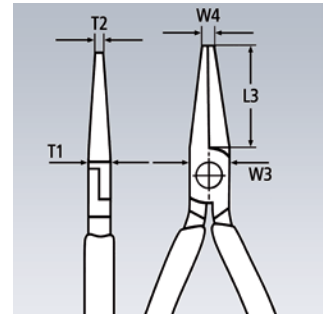
29 11 160



29 25 160



- gripping surfaces cross-hatched, knurled
- Chrome vanadium electric steel, forged, oil-hardened



### Style 2


extra slim, fine tips;  
also suitable for soldering work

Article No.	EAN 4003773-	↔ mm	Icon	Style	Pliers	Head	Handles	Dimensions					g
								L3 mm	W3 mm	T1 mm	W4 mm	T2 mm	
29 11 160	016175	160		1	black atramentized	polished	plastic coated	55.0	14.0	8.0	2.5	8.5	103
29 21 160	043454	160		2	black atramentized	polished	plastic coated	54.0	14.0	9.0	2.0	2.0	112
29 25 160	043478	160		2	chrome plated		with multi-component grips	54.0	14.0	9.0	2.0	2.0	139

31

## Gripping Pliers (Needle-Nose Pliers)


DIN ISO 5743



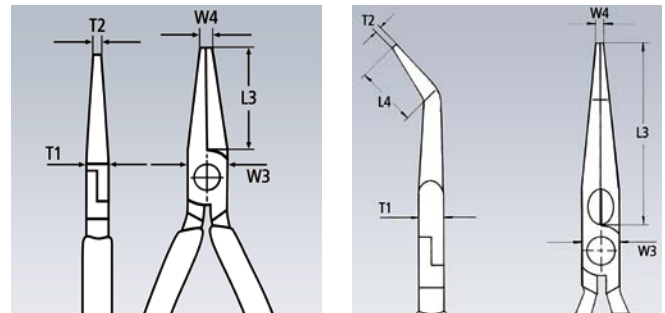
31 11 160



31 25 160



- precision pliers for very exact assembly, bending and adjusting work
- with extra long jaws: length of jaws 55.0 mm
- smooth ground gripping surfaces
- edges carefully deburred
- Chrome vanadium electric steel, forged, oil-hardened



Article No.	EAN 4003773-	↔ mm	Icon	Pliers	Head	Handles	L3 mm	L4 mm	Dimensions				g
									W3 mm	T1 mm	W4 mm	T2 mm	
31 11 160	044475	160		black atramentized	polished	plastic coated	55.0		16.0	7.5	2.0	2.5	100
31 15 160	016465	160		chrome plated		with multi-component grips	55.0		16.0	7.5	2.0	2.5	124
31 21 160	046790	160		black atramentized	polished	plastic coated	55.0	27.0	16.0	7.5	2.0	2.5	97
31 25 160	016489	160		chrome plated		with multi-component grips	55.0	27.0	16.0	7.5	2.0	2.5	123




30

## Long Nose Pliers

DIN ISO 5745



30 11 160



30 25 160



30 36 160



- heavy-duty and hard-wearing gripping pliers
- different jaw styles
- Chrome vanadium electric steel, forged, oil-hardened

### Style 1

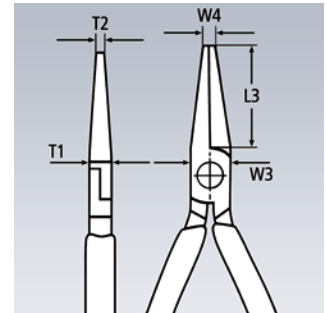
long, trapezoidal jaws; knurled gripping surfaces

### Style 2

long, half-round jaws; knurled gripping surfaces

### Style 3


long, round jaws; smooth gripping surfaces



Article No.	EAN 4003773-	↔ mm		Style	Pliers	Head	Handles	Dimensions					g
								L3 mm	W3 mm	T1 mm	W4 mm	T2 mm	
30 11 140	033936	140						42.0	15.0	8.0	2.5	4.0	86
30 11 160	023128	160		1	black atramentized	polished	plastic coated	46.5	16.5	9.5	3.0	5.0	121
30 11 190	013051	190						50.0	18.5	9.5	3.0	7.0	140
30 13 140	016298	140		1	chrome plated		plastic coated	42.0	15.0	8.0	2.5	4.0	87
30 13 160	043485	160						46.5	16.5	9.5	3.0	5.0	118
30 15 140	042914	140					with multi-component grips	42.0	15.0	8.0	2.5	4.0	106
30 15 160	035046	160		1	chrome plated			46.5	16.5	9.5	3.0	5.0	149
30 15 190	001881	190						50.0	18.5	8.0	3.0	7.0	171
30 16 160	001904	160		1	chrome plated		insulated with multi-component grips, VDE-tested	46.5	16.5	9.5	3.0	5.0	150
30 21 140	042433	140						42.0	15.0	8.0	2.5	2.0	95
30 21 160	035053	160		2	black atramentized	polished	plastic coated	50.0	16.5	9.5	3.0	2.5	121
30 21 190	016366	190						50.0	18.5	8.0	3.0	2.4	135
30 23 140	016373	140		2	chrome plated		plastic coated	42.0	15.0	8.0	2.5	2.0	95
30 25 140	001980	140						42.0	15.0	8.0	2.5	2.0	114
30 25 160	035060	160		2	chrome plated		with multi-component grips	50.0	16.5	9.5	3.0	2.5	151
30 25 190	043515	190						50.0	18.5	8.0	3.0	2.4	168
30 31 140	042426	140						37.5	15.0	8.0	4.0	2.0	82
30 31 160	035077	160		3	black atramentized	polished	plastic coated	41.0	16.5	9.5	5.0	2.5	110
30 33 160	043539	160		3	chrome plated		plastic coated	41.0	16.5	9.5	5.0	2.5	111
30 35 140	043102	140						37.5	15.0	8.0	4.0	2.0	102
30 35 160	035084	160		3	chrome plated		with multi-component grips	41.0	16.5	9.5	5.0	2.5	138
30 36 160	002123	160		3	chrome plated		insulated with multi-component grips, VDE-tested	41.0	16.5	9.5	5.0	2.5	141

30  
41

## Halogen Bulb Exchange Pliers



30 41 160

- for the installation of wedge base bulbs
- gripping surfaces plastic coated
- Chrome vanadium electric steel, forged, oil-hardened

Article No.	EAN 4003773-	↔ mm	Pliers	Head	Handles	⚖ g
30 41 160	048480	160	black atramentized	polished	plastic coated	120

32

## Relay Adjusting Pliers

DIN 5235



32 11 135



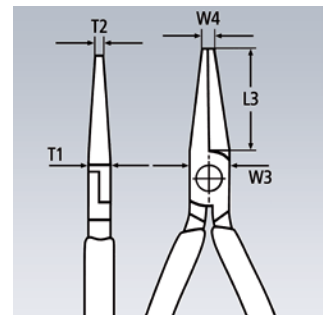
32 21 135



32 31 135



- for gripping components and wires of the smallest diameters and for bending contact and relay springs
- polished gripping surfaces
- edges carefully deburred
- Chrome vanadium electric steel, forged, oil-hardened




Article No.	EAN 4003773-	↔ mm	Pliers	Head	Handles	Dimensions					⚖ g	
						L3 mm	W3 mm	T1 mm	W4 mm	T2 mm		
32 11 135	035091	135		black atramentized	polished	plastic coated	34.0	12.5	7.0	1.4	1.5	73
32 21 135	043553	135		black atramentized	polished	plastic coated	34.0	12.5	7.0	1.4	3.5	74
32 23 135	042921	135		chrome plated		plastic coated	34.0	12.5	7.0	1.4	3.5	73
32 31 135	043560	135	$\sphericalangle 40^\circ$	black atramentized	polished	plastic coated	32.0	12.5	7.0	1.4	3.5	73

33

## Duckbill Pliers

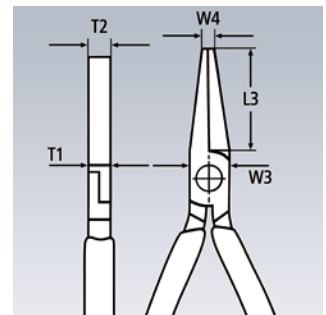
DIN ISO 5743



33 01 160



- duckbill shaped jaws 9 mm wide at the tip and tapering to 1.5 mm thickness
- smooth gripping surfaces
- Chrome vanadium electric steel, forged, oil-hardened





Article No.	EAN 4003773-	↔ mm	Pliers	Head	Handles	Dimensions					⚖ g	
						L3 mm	W3 mm	T1 mm	W4 mm	T2 mm		
33 01 160	016663	160		black atramentized	polished	plastic coated	55.0	15.0	7.5	3.0	9.0	103
33 03 160	016670	160		chrome plated		plastic coated	55.0	15.0	7.5	3.0	9.0	103

34

## Precision Electronics Gripping Pliers

DIN ISO 9655



34 12 130  
     



34 22 130  
     



34 32 130  
     



**The subtle difference**  
 KNIPLEX precision electronics pliers are made of high-quality ball bearing steel and processed with the highest degree of care. Each opening movement is gentle and even without backlash. Each work step proceeds reliably and precisely. This makes work much easier for professionals.

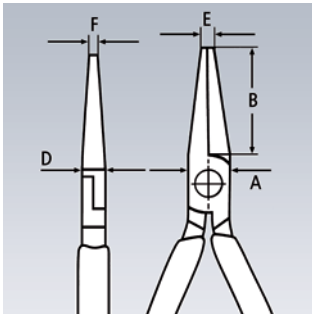


- for very precise assembly work, e.g. in electronics and fine mechanics
- for gripping, holding and bending
- smoothly ground gripping surfaces, edges finely rounded
- approx. 20 % lighter than conventional electronics pliers
- bolted joint and carefully manufactured joint surfaces for even, low-friction movement throughout the entire opening range
- smooth-running double spring for a gentle and even opening
- ergonomically optimised multi-component handles
- forged from chrome vanadium ball-bearing steel



















**Style 1**  
 flat, wide jaws

**Style 2**  
 half-round jaws

**Style 3**  
 round, pointed jaws

Pliers Sets,  
 see page 197



Article No.	EAN 4003773-	↔ mm	Style	Pliers	Head	Handles	Dimensions					g	
							B mm	A mm	D mm	E mm	F mm		
34 12 130	061458	135	1	     	burnished	polished	with multi-component grips	21.9	11.2	6.5	1.4	3.5	61
34 22 130	061472	135	2	     	burnished	polished	with multi-component grips	22.7	11.2	6.5	1.6	1.6	61
34 32 130	061496	135	3	     	burnished	polished	with multi-component grips	23.7	11.2	6.5	2.0	1.0	59



34

**Precision Electronics Gripping Pliers ESD**

DIN ISO 9655



34 12 130 ESD



34 22 130 ESD



34 32 130 ESD



**ESD pliers (electrostatic discharge)**

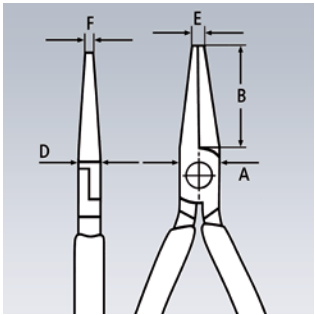
- electrostatic energy is discharged through the handles in a gradual and controlled manner
- which protects components endangered by electrostatic discharge
- in accordance with applicable standards, e.g. IEC TR 61 340-5, DIN EN 61 340-5, SP Method 2472

- for very precise assembly work, e.g. in electronics and fine mechanics
- for gripping, holding and bending
- electrically discharging handles – dissipative
- smoothly ground gripping surfaces, edges finely rounded
- approx. 20 % lighter than conventional electronics pliers
- bolted joint and carefully manufactured joint surfaces for even, low-friction movement throughout the entire opening range
- smooth-running double spring for a gentle and even opening
- ergonomically optimised multi-component handles
- forged from chrome vanadium ball-bearing steel

**Style 1**  
flat, wide jaws

**Style 2**  
half-round jaws

**Style 3**  
round, pointed jaws




Pliers Sets, see page 197

Article No.	EAN 4003773-	↔ mm	Icons	Style	Pliers	Head	Handles	Dimensions					g
								B mm	A mm	D mm	E mm	F mm	
34 12 130 ESD	061632	135	[ESD][Grip][Flat Jaw][Spring][Handle]	1	burnished	polished	with multi-component grips	21.9	11.2	6.5	1.4	3.5	62
34 22 130 ESD	061656	135	[ESD][Grip][Half-Round Jaw][Spring][Handle]	2	burnished	polished	with multi-component grips	22.7	11.2	6.5	1.6	1.6	65
34 32 130 ESD	061670	135	[ESD][Grip][Round Pointed Jaw][Spring][Handle]	3	burnished	polished	with multi-component grips	23.7	11.2	6.5	2.0	1.0	62

## 35 Electronics Pliers

DIN ISO 9655



35 11 115



35 22 115



35 32 115



35 42 115



35 52 145



35 62 145



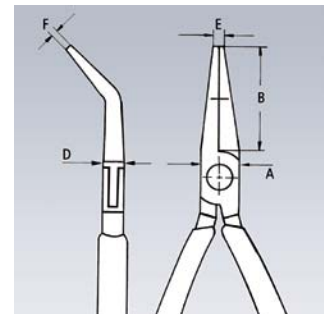
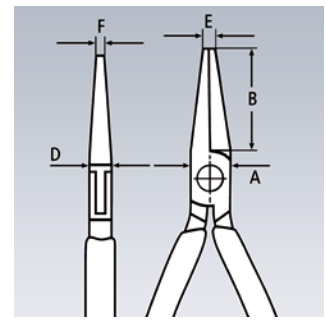
35 72 145



35 82 145

- precision pliers for fine assembly work, e.g. in electronics and fine mechanics
- for gripping, holding and bending
- sturdy, zero backlash box joint
- smooth ground gripping surfaces
- edges carefully deburred
- low-friction double spring for gentle and even opening
- the polish or mirror polish (only finish 2) together with a fine film of oil offer effective rust protection – no circuit faults caused by peeling chrome from plated tools
- Special tool steel, forged, oil-hardened

Pliers Sets, see page 197



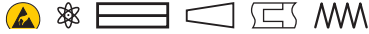
Article No.	EAN 4003773-	↔ mm	Head	Handles	Dimensions					g	
					B mm	A mm	D mm	E mm	F mm		
35 11 115	016694	115		polished	plastic coated	22.5	9.5	6.5	2.0	4.0	61
35 12 115	035107	115		mirror polished	with multi-component grips	22.5	9.5	6.5	2.0	4.0	72
35 21 115	016724	115		polished	plastic coated	22.5	9.5	6.5	2.0	1.5	59
35 22 115	035114	115		mirror polished	with multi-component grips	22.5	9.5	6.5	2.0	1.5	73
35 31 115	016762	115		polished	plastic coated	22.5	9.5	6.5	2.0	1.0	58
35 32 115	035121	115		mirror polished	with multi-component grips	22.5	9.5	6.5	2.0	1.0	72
35 42 115	040736	115		mirror polished	with multi-component grips	22.5	9.5	6.5	2.0	1.5	74
35 52 145	039389	145		mirror polished	with multi-component grips	40.0	12.0	7.5	1.5	4.0	102
35 62 145	039556	145		mirror polished	with multi-component grips	40.0	12.0	7.5	2.5	1.5	103
35 72 145	043607	145		mirror polished	with multi-component grips	40.0	12.0	7.5	2.5	1.3	98
35 82 145	039396	145		mirror polished	with multi-component grips	35.0	12.0	7.5	2.5	1.0	102

**35** Electronics Pliers ESD

DIN ISO 9655



35 12 115 ESD



35 22 115 ESD



35 32 115 ESD



35 42 115 ESD

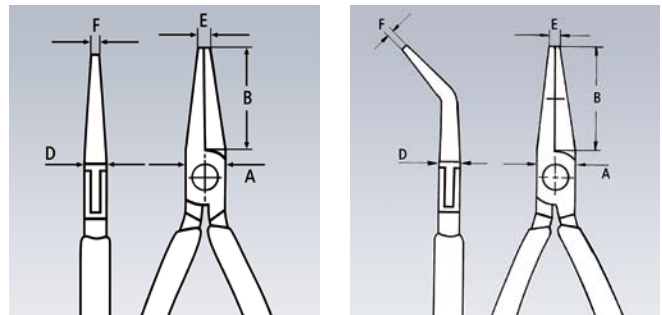


**ESD pliers (electrostatic discharge)**

- electrostatic energy is discharged through the handles in a gradual and controlled manner
- which protects components endangered by electrostatic discharge
- in accordance with applicable standards, e.g. IEC TR 61 340-5, DIN EN 61 340-5, SP Method 2472

- precision pliers for fine assembly work, e.g. in electronics and fine mechanics
- for gripping, holding and bending
- electrically discharging handles – dissipative
- sturdy, zero backlash box joint
- smooth ground gripping surfaces
- edges carefully deburred
- low-friction double spring for gentle and even opening
- the mirror polish together with a fine film of oil offer effective rust protection – no circuit faults caused by peeling chrome from plated tools
- with two-colour dual component handles, black/grey
- Special tool steel, forged, oil-hardened

Pliers Sets, see page 197



Article No.	EAN 4003773-	↔ mm	Icon	Head	Handles	Dimensions					g
						B mm	A mm	D mm	E mm	F mm	
35 12 115 ESD	024835	115	ESD, Multi-component grip, Mirror-polished head, Tapered handle, Metric scale	mirror polished	with multi-component grips	22.5	9.5	6.5	2.0	4.0	74
35 22 115 ESD	024842	115	ESD, Multi-component grip, Electrically discharging handle, Tapered handle, Metric scale	mirror polished	with multi-component grips	22.5	9.5	6.5	2.0	1.5	74
35 32 115 ESD	024859	115	ESD, Multi-component grip, 8mm opening, Tapered handle, Metric scale	mirror polished	with multi-component grips	22.5	9.5	6.5	2.0	1.0	70
35 42 115 ESD	024866	115	ESD, Multi-component grip, 45° angle, Tapered handle, Metric scale	mirror polished	with multi-component grips	22.5	9.5	6.5	2.0	1.5	74



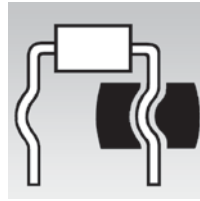
36

## Electronics Mounting Pliers

DIN ISO 5743



36 12 130

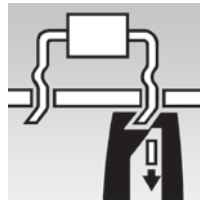


36 12 130  
 to bend wire in shape for the distance to the board

- precision pliers for very fine assembly and repair work in electronics
- for bending and cutting off wire ends on components
- sturdy, zero backlash box joint
- smooth ground gripping surfaces
- edges carefully deburred
- low-friction double spring for gentle and even opening
- the mirror polish together with a fine film of oil offer effective rust protection – no circuit faults caused by peeling chrome from plated tools
- High-grade special tool steel, forged, oil-hardened



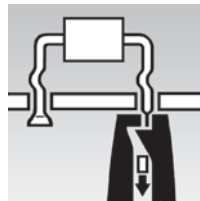
36 22 125



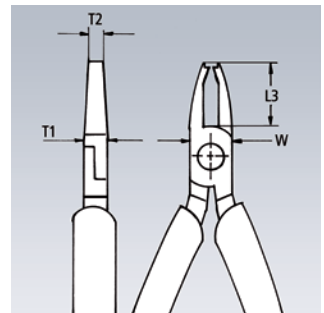
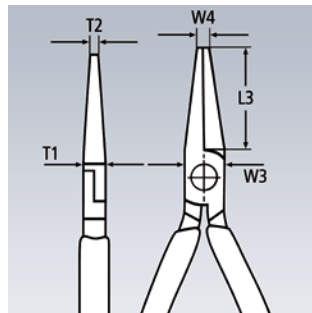
36 22 125  
 to bend and cut wire at 1.6 mm length below the board



36 32 125



36 32 125  
 to crunch and cut wire at 1.6 mm length below the board



Article No.	EAN 4003773-	↔ mm	Head	Handles	Cutting capacities  Ø mm	Dimensions					 g	
						L3 mm	W mm	T1 mm	W1 mm	T2 mm		
36 12 130	016861	130		mirror polished	with multi-component grips		23.0	12.0	9.5	5.5	6.0	94
36 22 125	046967	125		mirror polished	with multi-component grips	1.2	18.0	11.5	7.5	7.5	2.6	94
36 32 125	016885	125		mirror polished	with multi-component grips	1.0	18.0	11.5	7.5	7.5	4.0	108

37

## Gripping Pliers for precision mechanics

DIN ISO 9655



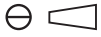
37 11 125



37 21 125



37 31 125



37 41 125



- precision pliers for fine assembly work, e.g. in electronics and fine mechanics
- for gripping, holding, bending and adjusting
- tips precision ground
- smooth gripping surfaces
- edges carefully deburred
- lap joint
- Chrome vanadium electric steel, forged, oil-hardened

### Style 1

flat, wide jaws

### Style 2

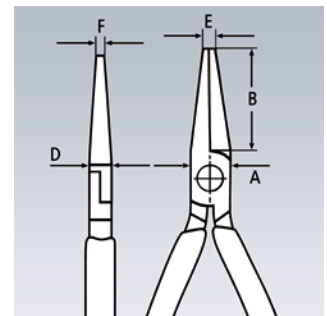
flat, concave and pointed jaws

### Style 3

half-round jaws


### Style 4

round, pointed jaws to bend wire loops



Article No.	EAN 4003773-	↔ mm	Style	Pliers	Head	Handles	Dimensions					g
							B mm	A mm	D mm	E mm	F mm	
37 11 125	014287	125	1	black atramentized	polished	plastic coated	27.0	12.5	7.0	2.0	5.5	76
37 13 125	043638	125	1	chrome plated		plastic coated	27.0	12.5	7.0	2.0	5.5	71
37 21 125	035138	125	2	black atramentized	polished	plastic coated	27.0	12.5	7.0	2.0	2.0	74
37 23 125	043645	125	2	chrome plated		plastic coated	27.0	12.5	7.0	2.0	2.0	72
37 31 125	035145	125	3	black atramentized	polished	plastic coated	27.0	12.5	7.0	2.0	1.6	74
37 33 125	016960	125	3	chrome plated		plastic coated	27.0	12.0	7.0	2.0	1.6	78
37 41 125	035152	125	4	black atramentized	polished	plastic coated	27.0	14.5	8.0	2.0	1.0	76
37 43 125	043652	125	4	chrome plated		plastic coated	27.0	14.5	8.0	2.0	1.0	76






38

## Mechanics' Pliers

DIN ISO 5745



38 11 200




38 15 200



38 21 200



38 31 200



38 41 190




38 71 200



38 91 200

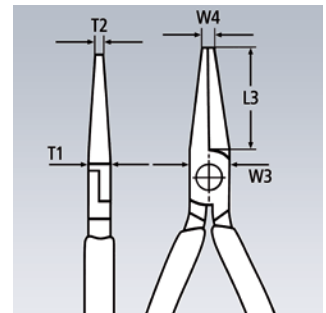


- high bending strength of the pliers jaws/tips
- gripping surfaces cross-hatched, knurled
- Vanadium electric steel; forged, oil-hardened



**Style 7**  
70° angled, half-round jaws, suitable for pulling split pins; for gripping at points that are difficult to access.

**Style 9**  
45° angled, half-round, long jaws, also suitable for gripping spark plugs and round components (spark plug cover "grabber")



Article No.	EAN 4003773-	↔ mm	Icon	Style	Pliers	Head	Handles	Dimensions					⚖ g
								L3 mm	W3 mm	T1 mm	W4 mm	T2 mm	
38 11 200	035169	200	⊖ ⊗	1	black atramentized	polished	plastic coated	73.0	17.5	9.5	3.0	2.5	179
38 15 200	039594	200	⊖ ⊗	1	chrome plated		with multi-component grips	73.0	17.5	9.5	3.0	2.5	209
38 21 200	035176	200	∠40° ⊖ ⊗	2	black atramentized	polished	plastic coated	73.0	17.5	9.5	3.0	2.5	175
38 25 200	043669	200	∠40° ⊖ ⊗	2	chrome plated		with multi-component grips	73.0	17.5	9.5	3.0	2.5	209
38 31 200	040712	200	⊖ ⊗	3	black atramentized	polished	plastic coated	73.0	17.5	9.5	3.0	2.5	176
38 35 200	017134	200	⊖ ⊗	3	chrome plated		with multi-component grips	73.0	17.5	9.5	3.0	2.5	205
38 41 190	017141	190	▬ ⊗	4	black atramentized	polished	plastic coated	50.0	18.0	8.0	2.0	8.0	139
38 45 190	043676	190	▬ ⊗	4	chrome plated		with multi-component grips	50.0	18.0	8.0	2.0	8.0	171
38 71 200	017202	200	∠70° ⊖ ⊗	7	black atramentized	polished	plastic coated	73.0	17.5	9.5	3.0	2.0	174
38 91 200	017219	200	∠45° ⊖ ⊗	9	black atramentized	polished	plastic coated	73.0	17.5	9.5		2.5	177
38 95 200	017233	200	∠45° ⊗	9	chrome plated		with multi-component grips	73.0	17.5	9.5		2.5	207



40

## Universal Grip Pliers



40 04 250

- hold round, profile and flat material securely
- heavy duty model
- with adjustment screw and release lever
- one-hand operation
- high clamping pressure due to toggle lever action
- Pliers body: rolled steel, high-strength
- Gripping jaws: chrome vanadium electric steel, forged

Article No.	EAN 4003773-	↔ mm		○ mm	□ mm	⬡ mm	⚖ g
40 04 180	022190	180		35	25	32	310
40 04 250	002710	250		35	30	32	521

41

## Grip Pliers



41 04 250

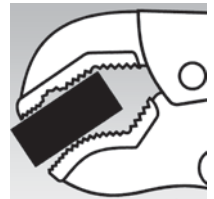
**Style 0**  
 jaws for round workpieces, with wire cutter

- hold round, profile and flat material securely
- heavy duty model
- with adjustment screw and release lever
- one-hand operation
- high clamping pressure due to toggle lever action
- Pliers body: rolled steel, high-strength
- Gripping jaws: chrome vanadium electric steel, forged



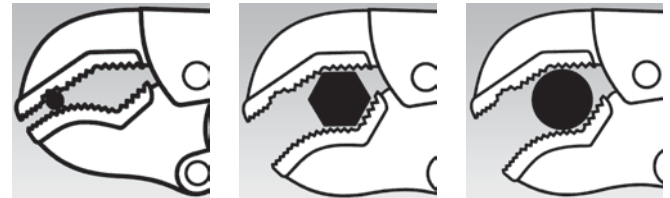
41 14 250

**Style 1**  
 jaws with double prism for round, section and flat material



41 24 225

**Style 2**  
 straight jaws for flat material



41 34 165

**Style 3**  
 Long-Nose Grip Pliers, narrow, long jaws

Article No.	EAN 4003773-	↔ mm		Style	Pliers	○ mm	□ mm	⬡ mm	⚖ g
41 04 180	002741	180				30	20	30	363
41 04 250	002758	250		0	nickel plated	40	20	30	517
41 04 300	022183	300				65	30	34	923
41 14 250	023470	250		1	nickel plated	36	36	36	557
41 24 225	023487	225		2	nickel plated	25	16	30	504
41 34 165	047858	165		3	nickel plated	20	10	24	189

42

## Welding Grip Pliers



42 14 280

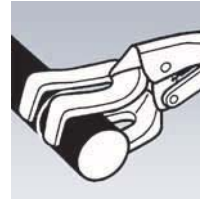
- for gripping, clamping and holding of diverse profiles
- heavy duty model
- with adjustment screw and release lever
- one-hand operation
- high clamping pressure due to toggle lever action
- Pliers body: rolled steel, high-strength

### 42 14 280

heat resistant malleable cast iron jaws; section or flat material items lying side by side are held in place during welding; also for section material with vertical webs up to 25 mm height



42 24 280

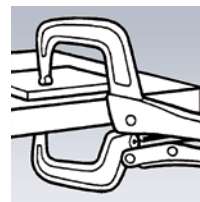


### 42 24 280

heat resistant malleable cast iron jaws; round or tubular material items lying centrally side by side are held securely during welding



42 34 280



### 42 34 280

gripping jaws of chrome vanadium steel, drop forged; clamps cumbersome workpieces and sections with high webs up to 40 mm

Article No.	EAN 4003773-	↔ mm	Pliers	○ mm	□ mm	⚖ g
42 14 280	022206	280	nickel plated	30-65	50	917
42 24 280	022213	280	nickel plated	10-70		850
42 34 280	022220	280	nickel plated		90	692

44

## Circlip Pliers

to assemble internal circlips into bores



44 11 J2



44 21 J21



∠90°




44 31 J22



∠45°

- for fitting circlips into bores, range of application from 8 - 140 mm dia.
- solid style, forged
- non-slip, solid tips
- Pliers body and tips: chrome vanadium steel, forged, oil-hardened



### Style 1

DIN 5256 C, straight tips

### Style 2

DIN 5254 B; 90° angled tips

### Style 3

45° angled tips



Pliers Sets,  
see page 193

Article No.	EAN 4003773-	↔ mm		Style	Pliers	Head	Handles	Size of bore Ø mm	⚖ g
44 11 J0	040286	140	☉	1	black atramentized	polished	plastic coated	8 - 13	88
44 11 J1	022862	140						12 - 25	88
44 11 J2	022879	180						19 - 60	135
44 11 J3	033943	225						40 - 100	196
44 11 J4	042549	320						85 - 140	469
44 13 J0	048176	140	☉	1	chrome plated		plastic coated	8 - 13	89
44 13 J1	042938	140						12 - 25	88
44 13 J2	042945	180						19 - 60	138
44 13 J3	042952	225						40 - 100	194
44 13 J4	017301	320						85 - 140	463
44 21 J01	040132	130	☉ ∠90°	2	black atramentized	polished	plastic coated	8 - 13	88
44 21 J11	022886	130						12 - 25	88
44 21 J21	022893	170						19 - 60	139
44 21 J31	033769	215						40 - 100	196
44 21 J41	043683	300						85 - 140	462
44 23 J01	017325	140	☉ ∠90°	2	chrome plated		plastic coated	8 - 13	87
44 23 J11	042969	130						12 - 25	89
44 23 J21	042976	170						19 - 60	138
44 23 J31	042983	215						40 - 100	200
44 31 J02	066941	140						☉ ∠45°	3
44 31 J12	066958	140	12 - 25	90					
44 31 J22	066965	180	19 - 60	140					
44 31 J32	066972	225	40 - 100	195					
44 31 J42	066989	310	85 - 140	465					

46

## Circlip Pliers

to assemble external circlips on shafts



46 11 A2  
 $\text{MM}$



46 21 A21  
 $\angle 90^\circ$   $\text{MM}$



46 31 A22  
 $\angle 45^\circ$   $\text{MM}$

- for fitting circlips on shafts, range of application from 3 - 140 mm dia.
- solid style, forged
- non-slip, solid tips
- Pliers body and tips: chrome vanadium steel, forged, oil-hardened

**Style 1**  
 DIN 5254 A; straight tips

**Style 2**  
 DIN 5254 B; 90° angled tips

**Style 3**  
 45° angled tips



Pliers Sets,  
 see page 193

Article No.	EAN 4003773-	↔ mm		Style	Pliers	Head	Handles	Size of shaft Ø mm	⚖ g
46 11 A0	033950	140	◉ $\text{MM}$	1	black atramentized	polished	plastic coated	3 - 10	85
46 11 A1	022909	140						10 - 25	86
46 11 A2	022916	180						19 - 60	134
46 11 A3	033974	210						40 - 100	220
46 11 A4	042532	320						85 - 140	505
46 13 A0	017417	140	◉ $\text{MM}$	1	chrome plated		plastic coated	3 - 10	85
46 13 A1	042990	140						10 - 25	82
46 13 A2	043003	180						19 - 60	133
46 13 A3	043010	210						40 - 100	211
46 21 A01	033967	125	◉ $\angle 90^\circ$ $\text{MM}$	2	black atramentized	polished	plastic coated	3 - 10	85
46 21 A11	023005	125						10 - 25	85
46 21 A21	022923	170						19 - 60	132
46 21 A31	033981	200						40 - 100	219
46 21 A41	039365	300						85 - 140	510
46 23 A01	017509	125	◉ $\angle 90^\circ$ $\text{MM}$	2	chrome plated		plastic coated	3 - 10	84
46 23 A11	043027	125						10 - 25	84
46 23 A21	043034	170						19 - 60	132
46 23 A31	043041	200						40 - 100	221
46 31 A02	066996	130	◉ $\angle 45^\circ$ $\text{MM}$	3	black atramentized	polished	plastic coated	3 - 10	83
46 31 A12	067009	130						10 - 25	85
46 31 A22	067016	185						19 - 60	133
46 31 A32	067023	210						40 - 100	213
46 31 A42	067030	310						85 - 140	511



44

## Circlip Pliers

for large internal circlips



44 10 J6



- for assembling circlips into bores within the range of  $\varnothing$  122 - 400 mm
- with locking device, can be released
- with replaceable tips made of tempered steel
- black powder coated
- Pliers body: rolled steel, high-strength
- Tips: special tool steel, oil-hardened

### Style 1

DIN 5256 C, straight tips

### Style 2

DIN 5254 B; 90° angled tips

Article No.	EAN 4003773-	↔ mm		Style	Pliers	Size of bore $\varnothing$ mm	g
44 10 J5	024910	570		1	black powder-coated	122 - 300	1738
44 10 J6	024927	580	⊙			252 - 400	1755
44 20 J51	024958	590	⊙	2	black powder-coated	122 - 300	1803
44 20 J61	024965	600	⊙ 90°				252 - 400
44 19 J5	024934	1 pair of spare tips for 44 10 J5					
44 19 J6	024941	1 pair of spare tips for 44 10 J6					
44 29 J51	024972	1 pair of spare tips for 44 20 J51					
44 29 J61	024989	1 pair of spare tips for 44 20 J61					

45

## Special Retaining Ring Pliers

for retaining rings on shafts

DIN ISO 5743



45 10 170



- for fitting horseshoe-shaped spring retaining rings and circlips without grip holes
- for shaft retaining devices
- with opening spring
- Chrome vanadium electric steel, forged, oil-hardened



45 10 170



45 21 200



45 21 200

### 45 10 170

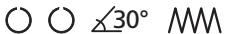
for retaining rings with a minimum ring split gap of 3.6 mm

### 45 21 200

angled jaws with centering hole; for snap rings larger than 12.0 mm dia., e.g. for securing cardan shafts in a motor vehicle; minimum ring split gap of the rings 2.2 mm



45 21 200



Article No.	EAN 4003773-	↔ mm		Pliers	Handles	g
45 10 170	017370	170	⊙ ⊙	burnished		156
45 21 200	031208	200	⊙ ⊙ 30°	burnished	plastic coated	186

46

## Circlip Pliers

for large external circlips



46 10 A5



- for assembling circlips on shafts within the range of Ø 122 - 400 mm
- with locking device, can be released
- with replaceable tips made of tempered steel
- black powder coated
- Pliers body: rolled steel, high-strength
- Tips: special tool steel, oil-hardened

### Style 1

DIN 5254 A; straight tips

### Style 2

DIN 5254 B; 90° angled tips

Article No.	EAN 4003773-	↔ mm		Style	Pliers	Size of shaft Ø mm	g
46 10 A5	024996	560		1	black powder-coated	122 - 300	1773
46 10 A6	025009	570	⊙	1	black powder-coated	252 - 400	1795
46 20 A51	025023	570	⊙	2	black powder-coated	122 - 300	1832
46 20 A61	025030	580	⊙ 90°	2	black powder-coated	252 - 400	1826

46 19 A5	024316	1 pair of spare tips for 46 10 A5
46 19 A6	025016	1 pair of spare tips for 46 10 A6
46 29 A51	025047	1 pair of spare tips for 46 20 A51
46 29 A61	025054	1 pair of spare tips for 46 20 A61

46

## Circlip Pliers for grip rings on shafts

DIN ISO 5743



46 11 G0



- for fitting grip rings on shafts from 1.5 - 30 mm dia.
- with opening spring
- solid style, forged
- non-slip, solid tips
- Pliers body and tips: chrome vanadium steel, forged, oil-hardened

### 46 11 G0

for rings of 1.5 - 4.0 mm dia., with adjustable stop screw to prevent overstretching



46 11 G2



Article No.	EAN 4003773-	↔ mm		Pliers	Head	Handles	Size of shaft Ø mm	g
46 11 G0	047896	140	⊙	black atramentized	polished	plastic coated	1.5 - 4.0	87
46 11 G1	031062	140	⊙	black atramentized	polished	plastic coated	4.0 - 7.0	85
46 11 G2	031079	140					5.0 - 13.0	85
46 11 G3	031086	140					14.0 - 18.0	86
46 11 G4	031093	180					20.0 - 30.0	134

48

## Precision Circlip Pliers

to assemble internal circlips into bores



48 11 J2



48 21 J21

### Style 1

DIN 5256 C, straight tips

### Style 2

DIN 5256 D; 90° angled tips

Pliers Sets,  
see page 193



Slim head shape



### Tiptop quality

Easy and reliable assembly: form-fitting inserted and pressed-in tips made of high-density spring steel offer a high level added resilience against excessive stress and strain, e.g. when removing stuck rings. The large supporting surfaces and the position of the tips make it more difficult for the rings to bounce off.

### With inserted tips for reliable work


- heavy duty in continuous operation: up to 10 times longer service life compared to turned tips
- joint with screw: precise, zero backlash operation of pliers
- non-slip plastic coating on the handles
- Pliers body: chrome vanadium electric steel, forged, oil-hardened
- Inserted tips: spring steel wire, drawn

### Precision and durability

High-density spring steel with a score-free surface is used for the tips. This increases the tips' resistance to dynamic and static strain. The tips are 30 % more stable than conventional pliers when subjected to one-off overloading while still allowing good accessibility during assembly. Subjected to dynamic strain, the tips' resistance capacity is up to 10 times greater!  
 The tips on the precision circlip pliers are non-detachable!



Sturdy, inserted tips: made from high-density spring steel



Tight fit through compression

Article No.	EAN 4003773-	↔ mm		Style	Pliers	Handles	Size of bore Ø mm	Tips Ø mm	⚖ g
48 11 J0	048510	140		1	grey atramentized	with non-slip plastic coating	8 - 13	0.90	105
48 11 J1	048527	140					12 - 25	1.25	105
48 11 J2	048534	180					19 - 60	1.80	175
48 11 J3	048541	225					40 - 100	2.25	266
48 11 J4	048558	320					85 - 140	3.20	580
48 21 J01	048619	130		2	grey atramentized	with non-slip plastic coating	8 - 13	0.90	105
48 21 J11	048633	130					12 - 25	1.25	105
48 21 J21	048640	165					19 - 60	1.80	175
48 21 J31	048657	210					40 - 100	2.25	265
48 21 J41	048664	305					85 - 140	3.20	576

49

## Precision Circlip Pliers

to assemble external circlips on shafts



49 11 A2

Style 1  
 DIN 5254 A, straight tips



49 21 A21

Style 2  
 DIN 5254 B; 90° angled tips

### With inserted tips for reliable work

- heavy duty in continuous operation: up to 10 times longer service life compared to turned tips
- large contact faces on the tips: no distortion of circlips, easy fitting
- joint with screw: precise, zero backlash operation of pliers
- internal opening spring, protected and captive
- non-slip plastic coating on the handles
- Pliers body: chrome vanadium electric steel, forged, oil-hardened
- Inserted tips: spring steel wire, drawn

**49 31 A0 / Style 3**  
 with additional opening limiter (infinitely adjustable opening width); avoids overstretching of small external circlips; DIN 5254 A; straight tips

**49 41 A01 / Style 4**  
 with additional opening limiter (infinitely adjustable opening width); avoids overstretching of small external circlips; DIN 5254 B; 90° angled tips



Spring inside the joint: the spring is protected inside the precisely bolted joint. It does not hinder work and cannot get dirty or lost.

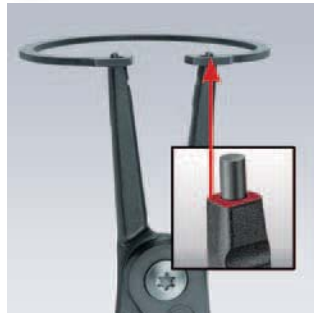


Style 3 / style 4: with adjustable opening restriction

Pliers Sets,  
 see page 193



Bolted joint: high precision and smooth action



KNIPEX Precision Circlip Pliers: fit circlips without distortion; easy and quick assembling



Circlips are held reliably: large contact areas and the position of the tips make it difficult for the circlip to bounce off



Conventional Circlip Pliers: distortion of the circlip when widening the circlip

Article No.	EAN 4003773-	↔ mm		Style	Pliers	Handles	Size of shaft Ø mm	Tips Ø mm	⚖ g
49 11 A0	048718	140		1	grey atramentized	with non-slip plastic coating	3 - 10	0.90	101
49 11 A1	048725	140					10 - 25	1.25	100
49 11 A2	048732	180					19 - 60	1.80	170
49 11 A3	048749	225					40 - 100	2.25	270
49 11 A4	048756	320					85 - 140	3.20	599
49 21 A01	048817	130		2	grey atramentized	with non-slip plastic coating	3 - 10	0.90	100
49 21 A11	048824	130					10 - 25	1.25	102
49 21 A21	048831	165					19 - 60	1.80	169
49 21 A31	048848	210					40 - 100	2.25	272
49 21 A41	048855	305					85 - 140	3.20	601
49 31 A0	061748	140		3	grey atramentized	with non-slip plastic coating	3 - 10	0.90	103
49 41 A01	061755	130		4	grey atramentized	with non-slip plastic coating	3 - 10	0.90	102



50

## Carpenters' Pincers

DIN ISO 9243




50 00 210



50 01 225



- for heaviest duty
- specially favoured by craftsmen for their precise workmanship
- extreme wear resistance and well balanced
- cutting edges additionally hardened; cutting edge hardness approx. 60 HRC
- Special tool steel, forged, oil-hardened



Article No.	EAN 4003773-	↔ mm		Pliers	Head	Handles	Cutting capacities Ø mm	⚖ g
50 00 130	014423	130					1,6	135
50 00 160	013129	160					1,8	215
50 00 180	013136	180					2,0	303
50 00 210	013143	210	✔	black atramentized	polished		2,2	398
50 00 225	013150	225					2,2	427
50 00 250	013167	250					2,2	563
50 00 300	015710	300					2,4	862
50 01 130	015789	130					1,6	141
50 01 160	015802	160					1,8	223
50 01 180	016021	180					2,0	316
50 01 210	016052	210	✔	black atramentized	polished	plastic coated	2,2	411
50 01 225	016083	225					2,2	437
50 01 250	016267	250					2,2	583
50 01 300	016915	300					2,4	903

51

## Hammerhead Style Carpenters' Pincers

DIN ISO 9243



51 01 210



- with striking face for driving in nails
- cutting edges additionally hardened; cutting edge hardness approx. 60 HRC
- Special tool steel, forged, oil-hardened



Multi-functional: driving in and pulling nails

Article No.	EAN 4003773-	↔ mm		Pliers	Head	Handles	⚖ g
51 01 210	023104	210	✔	black atramentized	polished	plastic coated	413

55

## Farriers' Pincers

(Tear-off Pliers for vehicle bodywork)

DIN ISO 5743



55 00 300



- the ideal pliers for the farrier
- with small head and anvil for redirecting horseshoe-nails
- also suitable for dismantling work in vehicle body workshops
- cutting edges additionally hardened; cutting edge hardness approx. 59 HRC
- Special tool steel, forged, oil-hardened



Article No.	EAN 4003773-	↔ mm		Pliers	Head	Head width mm	g
55 00 300	014072	300		black atramentized	polished	20,0	786

57

## Unsoling Pincer for horseshoes

DIN ISO 5743



57 00 360



- for the farrier
- also suitable for dismantling work in vehicle body workshops
- also for dismantling work on timber and metal
- cutting edges additionally hardened; cutting edge hardness approx. 59 HRC
- Special tool steel, forged, oil-hardened

Article No.	EAN 4003773-	↔ mm		Pliers	Head	Head width mm	g
57 00 360	017622	360		black atramentized	polished	30,5	1164

58

## Potters' Pincers (Brick Pincers)

DIN ISO 5743



58 30 225



- for pottery work
- with wire cutter for soft wire
- cutting edges additionally hardened; cutting edge hardness approx. 59 HRC
- Special tool steel, forged, oil-hardened

58 10 225  
head width 10 mm

58 30 225  
head width 20 mm

Article No.	EAN 4003773-	↔ mm		Pliers	Head	Head width mm	g
58 10 225	017646	225		black atramentized	polished	10,0	328
58 30 225	014331	225		black atramentized	polished	20,0	347



99  
0

## Concretors' Nippers

(Tower Pincers, Steel Fixers' Nippers)

DIN ISO 9242



99 00 280



99 04 250



99 01 220



- to twist and cut wire in one operation: fast, reliable and economical
- unobtained precision and long service life make these the bestselling concretors' nippers in the world
- cutting edges additionally hardened; cutting edge hardness approx. 61 HRC
- High-grade special tool steel, forged, oil-hardened

**99 00 220 K12**

with 12 mm head, particularly suitable for tile paving work



Article No.	EAN 4003773-	↔ mm		Pliers	Head	Handles	Cutting capacities		
							⊙ Ø mm	⊙ Ø mm	⚖ g
99 00 200	014393	200					1,8	1,4	230
99 00 220	013273	220					2,4	1,6	315
99 00 250	013280	250	✔	black atramentized	polished		2,4	1,6	335
99 00 280	014096	280					2,8	1,8	455
99 00 300	014409	300					3,1	1,8	510
99 00 220 K12	027812	220	✔	black atramentized	polished		2,4	1,6	315
99 01 200	021452	200					1,8	1,4	247
99 01 220	021469	220					2,4	1,6	334
99 01 250	021483	250	✔	black atramentized	polished	plastic coated	2,4	1,6	427
99 01 280	021490	280					2,8	1,8	499
99 01 300	014416	300					3,1	1,8	548
99 04 220	048398	220					2,4	1,6	321
99 04 250	048213	250	✔	nickel plated			2,4	1,6	398
99 04 280	048220	280					2,8	1,8	457

99  
1

## High Leverage Concretors' Nippers

high lever transmission

DIN ISO 9242



**25 % less effort required**  
compared to conventional concretors' nippers of the same size.



99 10 250



99 10 300



99 11 300



99 14 250



99 14 300



- to lace concrete reinforcing steel with binding wire from a roll
- wire is twisted and cut in a single pass
- high-leverage joint, minimising strain, even when thick binding wires are used
- extra-slim form for tying deep mounted steel rods
- the high damping of the cutting stroke on cutting through the binding wire reduces the strain on tendons and muscles
- cutting edges additionally hardened; cutting edge hardness approx. 61 HRC
- High-grade special tool steel, forged, oil-hardened



Article No.	EAN 4003773-	↔ mm		Pliers	Head	Handles	Cutting capacities		Head width mm	⚖ g
							● Ø mm	● Ø mm		
99 10 250	071396	250		black atramentized	polished		3,3	1,8	23,0	350
99 10 300	022398	300		black atramentized	polished		3,8	2,0	25,0	501
99 11 250	071402	250		black atramentized	polished	plastic coated	3,3	1,8	23,0	350
99 11 300	042365	300		black atramentized	polished	plastic coated	3,8	2,0	25,0	537
99 14 250	071419	250		nickel plated			3,3	1,8	23,0	350
99 14 300	028116	300		nickel plated			3,8	2,0	25,0	499





61

## Bolt End Cutting Nippers

high lever transmission

DIN ISO 5743

powerful, compact, comfortable



61 01 200  
 $\sphericalangle 85^\circ$



61 02 200  
 $\sphericalangle 85^\circ$


- compared to conventional lever-assisted end cutting nippers, greater cutting capacity, less effort required and better handling
- for all classes of wire including piano wire
- exceptional cutting capacity due to high-leverage joint
- cutting edges additionally induction hardened; cutting edge hardness approx. 64 HRC
- Vanadium electric steel; forged, oil-hardened



Extraordinary cutting performance: also for piano wire



Almost flush cutting of bolts, nails etc.



Particularly efficient for fence construction

### 61 02 200

with slim two-colour multi-component sleeves without collar for better handling and easier transport; with large contact surface on the handles for better allotment of pressure and more comfort at work

Article No.	EAN 4003773-	↔ mm		Pliers	Head	Handles	Cutting capacities				g
							Ø mm	Ø mm	Ø mm	Ø mm	
61 01 200	033172	200	$\sphericalangle 85^\circ$	black atramentized	polished	plastic coated	1.0 - 6.0	4.0	3.5	3.0	435
61 02 200	067047	200	$\sphericalangle 85^\circ$	black atramentized	polished	with slim multi-component grips	1.0 - 6.0	4.0	3.5	3.0	435

62

## Electronics Oblique Cutting Nipper

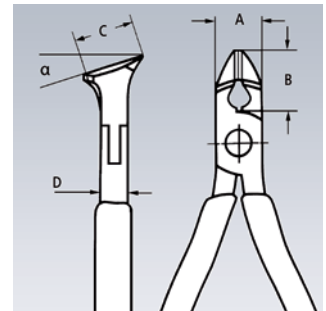
DIN ISO 9654



62 12 120  
 $\sphericalangle 15^\circ$

- with cutting edges for soft and medium hard wire
- without bevel, for flush cutting
- cutting edges additionally induction hardened; cutting edge hardness approx. 58 HRC
- low-friction double spring for gentle and even opening
- sturdy, zero backlash box joint
- the polish together with a fine film of oil offer effective rust protection – no circuit faults caused by peeling chrome from plated tools

- High-grade special tool steel, forged, oil-hardened



Article No.	EAN 4003773-	↔ mm		Head	Handles	Cutting capacities		Dimensions				g
						Ø mm	Ø mm	A mm	B mm	D mm	C mm	
62 12 120	048008	120	$\sphericalangle 15^\circ$	polished	with multi-component grips	0.3 - 1.0	0.7	11	10	7.5	17	93

64

## Electronics End Cutting Nippers

DIN ISO 9654



64 02 115  
 $\angle 90^\circ$



64 12 115  
 $\angle 90^\circ$



64 22 115  
 $\angle 90^\circ$



64 32 120  
 $\angle 15^\circ$



64 42 115  
 $\angle 27^\circ$

- precision pliers for ultra fine cutting work, e.g. in electronics and fine mechanics
- sturdy, zero backlash box joint
- low-friction double spring for gentle and even opening
- the polish or mirror polish (only finish 2) together with a fine film of oil offer effective rust protection – no circuit faults caused by peeling chrome from plated tools
- cutting edges additionally induction hardened; hardness at least 56 HRC
- High-grade special tool steel, forged, oil-hardened

### Style 0

End Cutter, with bevel

### 64 11 115

End Cutter, without bevel

### 64 12 115

End Cutter, with small bevel

### Style 2:

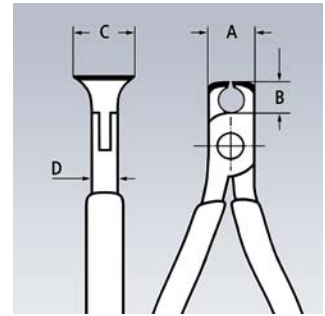
End Cutter, mini-blade with small bevel

### Style 3

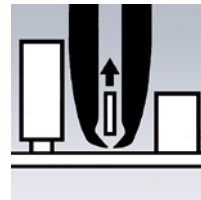
Oblique End Cutter, short head, with small bevel,  $\alpha = 15^\circ$

### Style 4

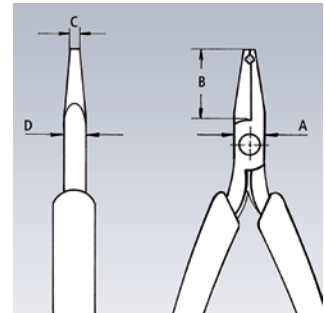
Oblique End Cutter, short head, with small bevel,  $\alpha = 27^\circ$



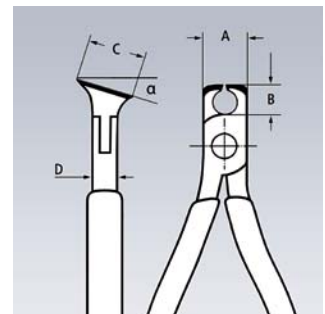
64 01/02/11/12



64 22 115



64 22 115



64 32/42/52



# CUTTING PLIERS



64 52 115  
 $\angle 27^\circ$

## Style 5

Oblique End Cutter, short head, without bevel, for flush cutting,  $\alpha = 27^\circ$

## Style 6

Oblique End Cutter, mini-blade with small bevel,  $\alpha = 65^\circ$

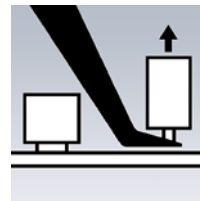
## Style 7

Oblique End Cutter, mini-blade with small bevel, head with recess,  $\alpha = 35^\circ$

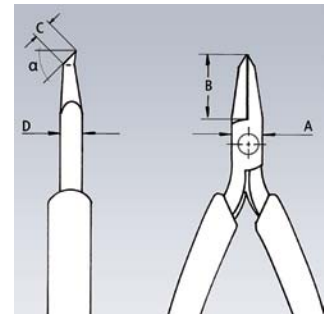
Pliers Sets,  
see page 197



64 62 120  
 $\angle 65^\circ$



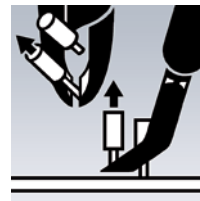
64 62 120



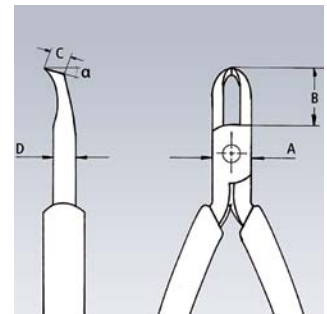
64 62 120



64 72 120  
 $\angle 35^\circ$



64 72 120



64 72 120

Article No.	EAN 4003773-	↔ mm	Style	Head	Handles	Cutting capacities			Dimensions				g	
						$\varnothing$ mm	$\varnothing$ mm	$\varnothing$ mm	A mm	B mm	D mm	C mm		
64 01 115	017745	115	$\angle 90^\circ$	0	polished	plastic coated	2.0	1.0	0.6	11.0	6.0	7.5	16.0	76
64 02 115	035343	115	$\angle 90^\circ$	0	mirror polished	with multi-component grips	2.0	1.0	0.6	11.0	6.0	7.5	16.0	94
64 11 115	017769	115	$\angle 90^\circ$	1	polished	plastic coated	1.4	0.8		11.0	6.0	7.0	16.0	74
64 12 115	040743	115	$\angle 90^\circ$	1	mirror polished	with multi-component grips	2.0	0.8	0.5	11.0	6.0	7.0	16.0	91
64 22 115	017806	115	$\angle 90^\circ$	2	mirror polished	with multi-component grips	0.8			10.0	20.0	6.0	3.0	65
64 32 120	017820	120	$\angle 15^\circ$	3	mirror polished	with multi-component grips	1.5	1.0	0.5	11.0	10.0	7.0	17.0	92
64 42 115	017844	115	$\angle 27^\circ$	4	mirror polished	with multi-component grips	1.5	1.0	0.5	10.5	10.0	7.0	12.0	69
64 52 115	040439	115	$\angle 27^\circ$	5	mirror polished	with multi-component grips	1.3			10.5	10.0	7.0	12.0	69
64 62 120	046998	120	$\angle 65^\circ$	6	mirror polished	with multi-component grips	0.6			9.5	18.5	6.0	5.0	70
64 72 120	017882	120	$\angle 35^\circ$	7	mirror polished	with multi-component grips	1.5			12.0	19.5	7.0	5.0	95



64

## Electronics End-Cutting Nippers ESD

DIN ISO 9654



64 12 115 ESD



64 32 120 ESD



64 62 120 ESD



### ESD pliers (electrostatic discharge)

- electrostatic energy is discharged through the handles in a gradual and controlled manner
- which protects components endangered by electrostatic discharge
- in accordance with applicable standards, e.g. IEC TR 61 340-5, DIN EN 61 340-5, SP Method 2472

- precision pliers for ultra fine cutting work, e.g. in electronics and fine mechanics
- electrically discharging handles – dissipative
- sturdy, zero backlash box joint
- low-friction double spring for gentle and even opening
- the mirror polish together with a fine film of oil offer effective rust protection – no circuit faults caused by peeling chrome from plated tools
- cutting edges additionally induction hardened; hardness at least 56 HRC
- with two-colour dual component handles, black/grey
- High-grade special tool steel, forged, oil-hardened

#### Style 1

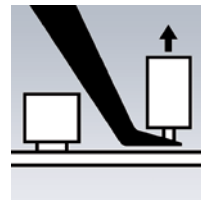
End Cutter, with small bevel

#### Style 3

Oblique End Cutter, short head, with small bevel,  $\alpha = 15^\circ$

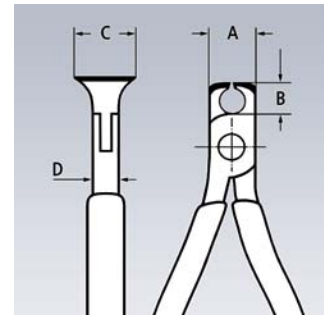
#### Style 6

Oblique End Cutter, mini-blade with small bevel,  $\alpha = 65^\circ$

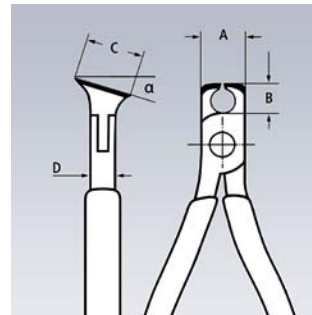


64 62 120 ESD

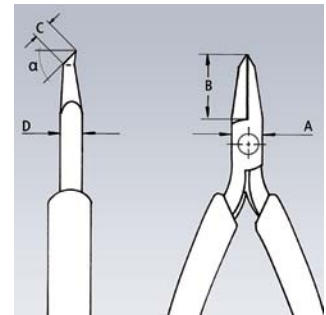
Pliers Sets,  
see page 197



64 12 115 ESD



64 32 120 ESD



64 62 120 ESD

Article No.	EAN 4003773-	↔ mm	Icons	Style	Head	Handles	Cutting Capacities			Dimensions				⚖ g
							∅ mm	∅ mm	∅ mm	A mm	B mm	D mm	C mm	
64 12 115 ESD	024323	115	⚡ ∠90°	1	mirror polished	with multi-component grips	2.0	0.8	0.5	11.0	6.0	7.0	16.0	94
64 32 120 ESD	025078	120	⚡ ∠15°	3	mirror polished	with multi-component grips	1.5	1.0	0.5	11.0	10.0	7.0	17.0	92
64 62 120 ESD	025085	120	⚡ ∠65°	6	mirror polished	with multi-component grips	0.6			9.5	18.5	6.0	5.0	70

## 67 High Leverage End Cutting Nippers

DIN ISO 5748



67 01 200



- with cutting edges for soft, hard and piano wire
- high cutting capacity with little effort due to optimum coordination of cutting edge angle and transmission ratio
- cutting edges additionally induction hardened, cutting edge hardness approx. 64 HRC
- Chrome vanadium heavy-duty steel, forged, oil-hardened



Article No.	EAN 4003773-	↔ mm		Pliers	Head	Handles	Cutting capacities				g
							Ø mm	Ø mm	Ø mm	Ø mm	
67 01 140	043690	140					4.0	3.1	2.0	1.5	152
67 01 160	040620	160	✔	black atramentized	polished	plastic coated	4.5	3.4	2.5	2.0	237
67 01 200	040637	200					5.0	3.8	3.0	2.5	318
67 05 140	017929	140					4.0	3.1	2.0	1.5	176
67 05 160	017936	160	✔	chrome plated		with multi-component grips	4.5	3.4	2.5	2.0	266
67 05 200	017943	200					5.0	3.8	3.0	2.5	361

## 68 End Cutting Nippers

DIN ISO 5748



68 01 180



- with cutting edges for soft and hard wire
- also suitable for twisting and cutting binding wire
- cutting edges additionally induction hardened, cutting edge hardness approx. 61 HRC
- High-grade special tool steel, forged, oil-hardened



Also suitable for wire netting in reinforced concrete construction

Article No.	EAN 4003773-	↔ mm		Pliers	Head	Handles	Cutting capacities			g
							Ø mm	Ø mm	Ø mm	
68 01 160	013792	160					4.0	2.8	2.3	202
68 01 180	013808	180	✔	black atramentized	polished	plastic coated	4.0	3.2	2.5	284
68 01 200	013815	200					4.0	3.5	2.8	319

## 69 End Cutting Nippers for mechanics

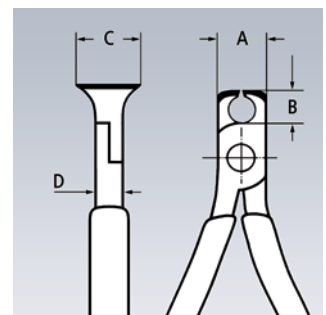
DIN ISO 5748



69 01 130



- with cutting edges for soft, hard and piano wire; also suitable for thin copper wires
- lap joint
- cutting edges additionally induction hardened, cutting edge hardness approx. 64 HRC
- Chrome vanadium heavy-duty steel, forged, oil-hardened




Article No.	EAN 4003773-	↔ mm		Pliers	Head	Handles	Cutting capacities				Dimensions				g
							Ø mm	Ø mm	Ø mm	Ø mm	A mm	B mm	D mm	C mm	
69 01 130	017974	130	✔	black atramentized	polished	plastic coated	0.4 - 2.0	1.3	1.0	0.8	16	7.5	10	20	111
69 03 130	018001	130	✔	chrome plated		plastic coated	0.4 - 2.0	1.3	1.0	0.8	16	7.5	10	20	111




70

## Diagonal Cutters

DIN ISO 5749



70 01 160



70 02 160




70 05 160




70 06 160




- the essential cutting tool for versatile use
- high quality material and precise workmanship for long service life
- precision cutting edges additionally induction hardened (cutting edge hardness approx. 62 HRC) for soft and hard wire
- clean cutting of thin copper wires, also at the cutting-edge tips
- narrow head style for use in confined areas
- Vanadium electric steel; forged, oil-hardened



Cuts fine wires cleanly along the complete length of the blades



Slim head style and precise cut at blade tips: Advantageous when working in confined areas



Article No.	EAN 4003773-	↔ mm		Pliers	Head	Handles	Cutting capacities			
							Ø mm	Ø mm	Ø mm	g
70 01 110	014324	110					3.0	2.0	1.2	80
70 01 125	013402	125					3.0	2.3	1.5	80
70 01 140	013419	140	✓	black atramentized	polished	plastic coated	4.0	2.5	1.8	126
70 01 160	013426	160					4.0	2.8	2.0	171
70 01 180	018070	180					4.0	3.0	2.5	200
70 02 125	034025	125					3.0	2.3	1.5	119
70 02 140	023098	140	✓	black atramentized	polished	with multi-component grips	4.0	2.5	1.8	150
70 02 160	034032	160					4.0	2.8	2.0	206
70 02 180	034049	180					4.0	3.0	2.5	252
70 04 140	018100	140	✓	chrome plated			4.0	2.5	1.8	114
70 05 125	039501	125					3.0	2.3	1.5	119
70 05 140	039488	140	✓	chrome plated		with multi-component grips	4.0	2.5	1.8	154
70 05 160	039600	160					4.0	2.8	2.0	207
70 05 180	043706	180					4.0	3.0	2.5	246
70 06 125	018124	125					3.0	2.3	1.5	121
70 06 140	040293	140	⚠ 1000V	chrome plated		insulated with multi-component grips, VDE-tested	4.0	2.5	1.8	160
70 06 160	021995	160					4.0	2.8	2.0	216
70 06 180	033813	180					4.0	3.0	2.5	254
70 07 160	018155	160	⚠ 1000V	chrome plated		with dipped insulation, VDE-tested	4.0	2.8	2.0	227
70 07 180	018179	180					4.0	3.0	2.5	269
70 11 110	018193	110	✓	black atramentized	polished	plastic coated	3.0	2.0	1.2	91
70 15 110	029649	110	✓	chrome plated		with multi-component grips	3.0	2.0	1.2	98
70 26 160	018223	160	⚠ 1000V	chrome plated		insulated with multi-component grips, VDE-tested	4.0	2.8	1.8	216



# CUTTING PLIERS

71

## KNIPEX CoBolt® Compact Bolt Cutters

DIN ISO 5743



**60 % less effort required compared to conventional high-leverage diagonal cutters**  
 The ingenious lever-action mechanism ensures an extremely favourable lever ratio with very little friction. The cutting force is about 20 times higher than the hand force applied.



71 01 200



71 02 200



71 12 200



71 22 200



71 41 200



### Clever muscle man

- precision cutting edges for soft and hard wire and piano wire
- cuts components like bolts, nails, rivets, etc. up to 5.2 mm dia.
- exceptional cutting performance with minimum effort because of unsurpassedly effective lever action design
- cutting edges additionally induction hardened, cutting edge hardness approx. 64 HRC
- Chrome vanadium heavy-duty steel, forged, oil-hardened

### 71 02 200

with slim two-colour multi-component sleeves without collar for better handling and easier transport; with large contact surface on the handles for better allotment of pressure and more comfort at work

### 71 12 200 / 71 22 200 / 71 32 200

opening spring and locking device are integrated in the handles also for comfortable work and protected transport

### Style 2

20° angled head with single-sided joint bar and diagonal cutting edge for flush cutting; with space for gripping

### Style 3

the recess in the blade allows easier cutting of thicker wires, e.g. for anchor bolts in false ceilings

### Style 4

the recess in the blade allows easier cutting of thicker wires, e.g. for anchor bolts in false ceilings; 20° angled head with single-sided joint bar and diagonal cutting edge for flush cutting; with space for gripping



Opening spring and transport lock



Comparison between 71 0x 200 and 71 2x 200

# CUTTING PLIERS

## Conventional toggle lever assisted side cutter:


max. opening approx. 3.5 mm  
great weight = 600 g  
double toggle lever joint  
cumbersome

## New KNIPEX-Model e.g. 71 31 200 CoBolt®:

weight only 330 g  
good handling  
small size  
30 % less effort required

- hard wire Ø 2 mm

picture not true to scale



71 31/32/41 200: The cutting edge recess near the joint holds thicker wires in a favourable cutting position (optimum lever ratio). The re-positioning that is usual with bolt cutters is not needed here.



Article No.	EAN 4003773-	↔ mm	Style	Pliers	Handles	Cutting capacities				g
						Ø mm	Ø mm	Ø mm	Ø mm	
71 01 200	033165	200	0	black atramentized	plastic coated	6.0	5.2	4.0	3.6	335
71 02 200	047056	200	0	black atramentized	with slim multi-component grips	6.0	5.2	4.0	3.6	365
71 12 200	066859	200	1	black atramentized	with slim multi-component grips	6.0	5.2	4.0	3.6	375
71 21 200	066866	200	2	black atramentized	plastic coated	6.0	5.2	4.0	3.6	320
71 22 200	066873	200	2	black atramentized	with slim multi-component grips	6.0	5.2	4.0	3.6	375
71 31 200	042327	200	3	black atramentized	plastic coated	6.0	5.2	4.0	3.6	330
71 32 200	066880	200	3	black atramentized	with slim multi-component grips	6.0	5.2	4.0	3.6	370
71 41 200	066897	200	4	black atramentized	plastic coated	6.0	5.2	4.0	3.6	335

71  
72

## Bolt Cutters


cuts hard components up to 48 HRC



71 72 460



71 72 610



71 72 760



71 72 910

- cutting capacity up to 48 HRC hardness
- robust cutting edges are additionally induction hardened, cutting-edge hardness approx. 62 HRC
- forged-in stopper with comfortable shock-absorber
- good access due to very flat construction of head and joint area
- ergonomically angled handles to minimise effort
- sturdy non-slip two-colour dual component handle sleeves
- precise adjustment (12 positions) by eccentric bolt
- high cutting performance with minimum effort due to optimum co-ordination of the cutting edge angle, transmission ratio and ergonomic handle shape
- bolted cutter head, replaceable
- Blade: chrome vanadium heavy-duty steel, forged, oil-hardened
- Joint: special tool steel, forged
- Handle: steel tube, powder-coated



Forged-in stopper with damping inserts:  
cushions the cutting stroke comfortably



Article No.	EAN 4003773-	↔ mm		Head	Handles	Cutting capacities			 g
						HRC 19 Ø mm	HRC 40 Ø mm	HRC 48 Ø mm	
71 72 460	066750	460		grey atramentized	with multi-component grips	8	6	5	2100
71 72 610	066767	610		grey atramentized	with multi-component grips	9	8	7	2550
71 72 760	066774	760		grey atramentized	with multi-component grips	11	9	8	4250
71 72 910	066781	910		grey atramentized	with multi-component grips	13	10	9	4950

71 79 460	066804	Spare cutter head for 71 72 460 complete with screws	
71 79 610	066811	Spare cutter head for 71 72 610 complete with screws	
71 79 760	066828	Spare cutter head for 71 72 760 complete with screws	
71 79 910	066835	Spare cutter head for 71 72 910 complete with screws	

71  
82

## Concrete Mesh Cutter



71 82 950

- cutting capacity up to 48 HRC hardness
- robust cutting edges additionally induction hardened, cutting-edge hardness approx. 62 HRC
- forged-in stopper with comfortable shock-absorber
- good access due to very flat construction of head and joint area
- ergonomically angled handles to minimise effort
- sturdy non-slip two-colour dual component handle sleeves
- precise adjustment (12 positions) by eccentric bolt
- high cutting performance with minimum effort due to optimum co-ordination of the cutting edge angle, transmission ratio and ergonomic handle shape
- bolted cutter head, replaceable
- Blade: chrome vanadium heavy-duty steel, forged, oil-hardened
- Joint: special tool steel, forged
- Handle: steel tube, powder-coated



The special shape of the mesh cutter head, 71 82 950, enable it to cut structural steel that is lying down flat.

Article No.	EAN 4003773-	↔ mm	Head	Handles	Cutting capacities			⚖ g
					HRC 19 Ø mm	HRC 40 Ø mm	HRC 48 Ø mm	
71 82 950	066798	950	grey atramentized	with multi-component grips	11	9	6	4060
71 89 950	066842	Spare cutter head for 71 82 950 complete with screws						



72

## Diagonal Cutters for plastics

DIN ISO 5743



72 01 160  
 



72 02 125  
 











72 11 160  
 $\sphericalangle 45^\circ$   



72 21 160  
 $\sphericalangle 85^\circ$   

- cutting face flush ground
- non-bevelled, for separating moulded plastic components from sprues
- cuts soft materials such as lead in a flush cut
- with opening spring
- Vanadium electric steel; forged, oil-hardened



Article No.	EAN 4003773-	↔ mm		Head	Handles	⚖ g
72 01 140	043713	140				125
72 01 160	041245	160	 	polished	plastic coated	164
72 01 180	046837	180				193
72 02 125	044215	125	 	polished	with multi-component grips	109
72 11 160	046813	160	$\sphericalangle 45^\circ$  	polished	plastic coated	156
72 21 160	046820	160	$\sphericalangle 85^\circ$  	polished	plastic coated	165

72  
51

## Diagonal Cutter for fibre optics

(glass fibre cable)

DIN ISO 5743



72 51 160  


- specially developed for cutting fibre optics (glass fibre cables)
- cutting face flush ground
- cutting edges additionally induction hardened
- with opening spring
- Vanadium electric steel; forged, oil-hardened



The KEVLAR® fibres in strain relief are cut with the 95 03 160 shears.

Article No.	EAN 4003773-	↔ mm		Head	Handles	 g
72 51 160	028031	160		polished	plastic coated	166

KEVLAR® is a registered trademark of E. I. du Pont de Nemours and Company

74  
91

## High Leverage Centre Cutters

DIN ISO 5743



74 91 250  


- with integrated forged axle for heaviest duty
- with precision cutting edges for soft, hard and piano wire
- cuts thick wires with less effort than other diagonal cutters of the same length
- centric precision cutting edges
- high cutting performance with minimum effort due to optimum co-ordination of the cutting edge angle, transmission ratio and ergonomic handle shape
- cutting edges additionally induction hardened, cutting edge hardness approx. 64 HRC
- Chrome vanadium heavy-duty steel, forged, oil-hardened



The cutting edges are in the centre of the cutter head



Article No.	EAN 4003773-	↔ mm		Pliers	Head	Handles	Cutting capacities				 g
							 Ø mm	 Ø mm	 Ø mm	 Ø mm	
74 91 250	034070	250		black atramentized	polished	plastic coated	5.0	5.0	3.8	3.5	395

74

## High Leverage Diagonal Cutters

DIN ISO 5749



74 01 200



74 02 250



74 05 200



74 06 200

⚠️ 1000V  



74 12 180



74 21 200

∠12° 



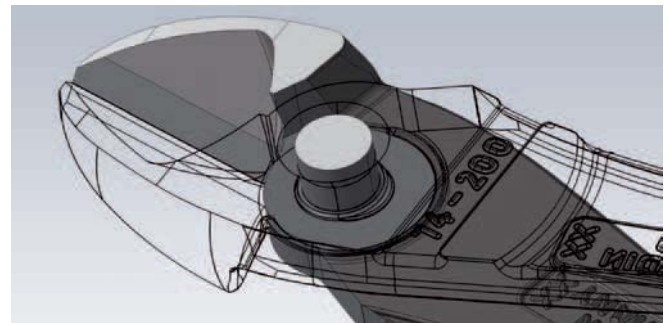
74 07 200

⚠️ 1000V  



**20 % less effort required**  
compared to conventional diagonal cutters of the same length.  
With integrated forged joint axle.

- for very tough, continuous use
- high cutting performance with minimum effort due to optimum co-ordination of the cutting edge angle, transmission ratio and ergonomic handle shape
- precision cutting edges additionally induction hardened (cutting edge hardness approx. 64 HRC) for all sorts of wire including piano wire
- Chrome vanadium heavy-duty steel, forged, oil-hardened



With integrated forged joint axle for very tough, continuous use

### Style 1

with opening spring; to be activated if required



74 12: opening spring in deactivated position



74 12: just gentle sliding with your thumb will activate the opening spring

### Style 2

12° angled head offers clearance for gripping

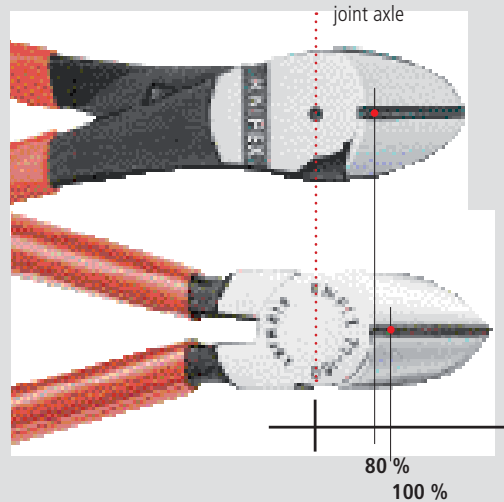


## 20 % less hand force required

leverage comparison between the diagonal cutter <=> high leverage diagonal cutter

**High transmission of power**  
High Leverage Diagonal Cutter:  
290 N hand force required to cut  
hard wire (dia. 2 mm)

**Standard transmission of power**  
Diagonal Cutter:  
370 N hand force required to cut  
hard wire (dia. 2 mm)



● hard wire (dia. 2 mm)

**DEGREE OF FORCE REQUIRED**  
20 % reduction thanks to high leverage power joint




Article No.	EAN 4003773-	↔ mm		Style	Pliers	Head	Handles	Cutting capacities			
								Ø mm	Ø mm	Ø mm	g
74 01 140	039747	140		0	black atramentized	polished	plastic coated	3.1	2.0	1.5	131
74 01 160	033141	160		0	black atramentized	polished	plastic coated	3.4	2.5	2.0	178
74 01 180	022008	180	✂	0	black atramentized	polished	plastic coated	3.8	2.7	2.2	241
74 01 200	034056	200		0	black atramentized	polished	plastic coated	4.2	3.0	2.5	263
74 01 250	034063	250		0	black atramentized	polished	plastic coated	4.6	3.5	3.0	391
74 02 140	042419	140		0	black atramentized	polished	with multi-component grips	3.1	2.0	1.5	157
74 02 160	023081	160		0	black atramentized	polished	with multi-component grips	3.4	2.5	2.0	209
74 02 180	023074	180	✂	0	black atramentized	polished	with multi-component grips	3.8	2.7	2.2	273
74 02 200	040309	200		0	black atramentized	polished	with multi-component grips	4.2	3.0	2.5	304
74 02 250	042402	250		0	black atramentized	polished	with multi-component grips	4.6	3.5	3.0	437
74 05 140	039617	140		0	chrome plated		with multi-component grips	3.1	2.0	1.5	157
74 05 160	022961	160		0	chrome plated		with multi-component grips	3.4	2.5	2.0	209
74 05 180	022978	180	✂	0	chrome plated		with multi-component grips	3.8	2.7	2.2	270
74 05 200	035367	200		0	chrome plated		with multi-component grips	4.2	3.0	2.5	303
74 05 250	039754	250		0	chrome plated		with multi-component grips	4.6	3.5	3.0	440
74 06 160	040705	160		0	chrome plated		insulated with multi-component grips, VDE-tested	3.4	2.5	2.0	215
74 06 180	022985	180	⚡ 1000V	0	chrome plated		insulated with multi-component grips, VDE-tested	3.8	2.7	2.2	280
74 06 200	033820	200	✂	0	chrome plated		insulated with multi-component grips, VDE-tested	4.2	3.0	2.5	308
74 06 250	041955	250		0	chrome plated		insulated with multi-component grips, VDE-tested	4.6	3.5	3.0	453
74 07 200	018414	200	⚡ 1000V	0	chrome plated		with dipped insulation, VDE-tested	4.2	3.0	2.5	328
74 07 250	018421	250	✂	0	chrome plated		with dipped insulation, VDE-tested	4.6	3.5	3.0	510
74 12 160	065111	160		1	black atramentized	polished	with multi-component grips	3.4	2.5	2.0	209
74 12 180	060192	180	✂	1	black atramentized	polished	with multi-component grips	3.8	2.7	2.2	273
74 21 160	034322	160		2	black atramentized	polished	plastic coated	3.4	2.5	2.0	181
74 21 180	069973	180	∠12° ✂	2	black atramentized	polished	plastic coated	3.8	2.7	2.2	235
74 21 200	050483	200		2	black atramentized	polished	plastic coated	4.2	3.0	2.5	258
74 21 250	045021	250		2	black atramentized	polished	plastic coated	4.6	3.5	3.0	390
74 22 200	051831	200		2	black atramentized	polished	with multi-component grips	4.2	3.0	2.5	300
74 22 250	071372	250	∠12° ✂	2	black atramentized	polished	with multi-component grips	4.6	3.5	3.0	437



75

## Electronics Diagonal Cutters

DIN ISO 9654



75 02 125



75 12 125



75 22 125



75 52 125



- bolted joint for high precision and stress tolerance
- for ultra fine cutting work, e.g. in electronics and fine mechanics
- with sharp, ground cutting edges for soft and hard wire and piano wire
- cutting edges additionally induction hardened, cutting edge hardness approx. 64 HRC
- low-friction double spring for gentle and even opening
- High-grade special tool steel, forged, oil-hardened

**Style 0**  
with bevel

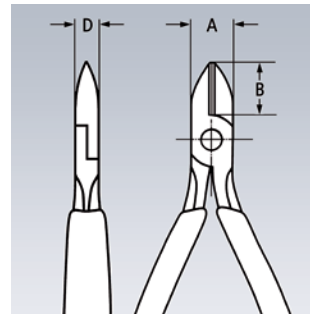
**Style 1**  
with bevel and lead catcher, no uncontrolled loss of cut wire ends

**Style 2**  
with small bevel

**Style 5**  
particularly narrow head, with bevel



Bolted joint



Article No.	EAN 4003773-	↔ mm	Icons	Style	Pliers	Handles	Cutting capacities				Dimensions			g
							Ø mm	Ø mm	Ø mm	Ø mm	A mm	B mm	D mm	
75 02 125	040491	125	Icons	0	burnished	with plastic grips	0.2 - 1.3	1.0	0.6	0.4	10.5	14	6.5	81
75 12 125	040514	125	Icons	1	burnished	with plastic grips	0.2 - 1.3	1.0	0.6	0.4	10.5	14	6.5	80
75 22 125	040538	125	Icons	2	burnished	with plastic grips	0.2 - 1.3	0.9	0.4	0.3	10.5	14	6.5	79
75 52 125	040576	125	Icons	5	burnished	with plastic grips	0.2 - 0.8	0.5	0.3		10.5	14	6.5	79

76

## Diagonal Cutters for electromechanics

DIN ISO 5749



76 01 125  




76 05 125  


- with sharp, precisely aligned cutting edges for soft, hard wire and piano wire
- cutting edges additionally induction hardened, cutting edge hardness approx. 63 HRC
- lap joint
- Vanadium electric steel; forged, oil-hardened

### Style 1

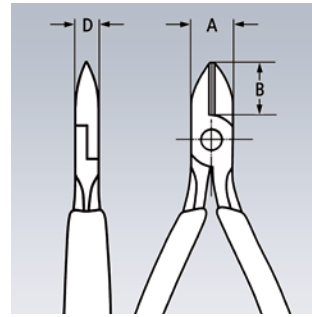
low-friction double spring for gentle and even opening













### Style 2

without bevel for flush cutting of soft wires; low-friction double spring for gentle and even opening

### Style 8

particularly tapered head with small bevel for work in confined areas (cable harnesses, multiple stranded wires)




Article No.	EAN 4003773-	↔ mm		Pliers	Head	Handles	Cutting capacities				Dimensions			
							 Ø mm	 Ø mm	 Ø mm	 Ø mm	A mm	B mm	D mm	
76 01 125	018490	125		black atramentized	polished	plastic coated	0.4 - 3.0	2.3	1.5	0.6	14.5	16	9	90
76 03 125	018506	125		chrome plated		plastic coated	0.4 - 2.5	1.8	1.0	0.6	14.5	16	9	90
76 05 125	005315	125		chrome plated		with multi-com- ponent grips	0.4 - 2.5	1.8	1.0	0.6	14.5	16	9	118
76 12 125	048015	125		black atramentized	polished	with multi-com- ponent grips	0.4 - 2.5	1.8	1.0	0.6	14.5	16	9	112
76 22 125	048022	125		black atramentized	polished	with multi-com- ponent grips	0.4 - 2.5				14.5	16	9	107
76 81 125	018544	125		black atramentized	polished	plastic coated	0.4 - 1.7	1.3	0.8		14.5	16	9	87

77

## Electronics Diagonal Cutters


DIN ISO 9654



77 01 115



77 02 115



77 12 115



77 22 115



77 32 115



77 42 115



77 52 115



77 72 115

- for fine cutting work, e.g. in electronics and fine mechanics
- sturdy, zero-backlash box joint
- low-friction double spring for gentle and even opening
- the polish or mirror polish (only finish 2) together with a fine film of oil offer effective rust protection – no circuit faults caused by peeling chrome from plated tools
- cutting edges additionally induction hardened, cutting edge hardness approx. 62 HRC
- High-grade special tool steel, forged, oil-hardened

77 01 115 / 77 02 130  
 round head, with bevel

77 02 115 / 77 22 130  
 round head, with small bevel

77 11 115 / 77 22 115  
 round head, with bevel and lead catcher – no uncontrolled loss of cut wire ends

77 21 115  
 pointed head, without bevel



77 22 115  
 round head, without bevel; cutting edge hardness approx. 57 HRC























77 32 115  
 pointed head, with small bevel

77 42 115  
 pointed head, without bevel; cutting edge hardness approx. 57 HRC

77 52 115  
 pointed, flat head, with small bevel; cutting edge hardness approx. 57 HRC

77 72 115  
 pointed mini-head, with small bevel

**Pliers Sets,**  
 see page 197

Article No.	EAN 4003773-	↔ mm	   	Head	Handles	Cutting capacities			Dimensions			
						Ø mm	Ø mm	Ø mm	B mm	A mm	D mm	g
77 01 115	018568	115	   	polished	plastic coated	0.3 - 1.6	1.2	0.6	14.0	11.0	7.5	67
77 01 130	018575	130	   	polished	plastic coated	0.3 - 2.0	1.5	0.8	18.0	15.0	9.5	108
77 02 115	039334	115	   	mirror polished	with multi-component grips	0.3 - 1.6	1.2	0.6	14.0	11.0	7.5	80
77 02 130	039341	130	   	mirror polished	with multi-component grips	0.3 - 2.0	1.5	0.8	18.0	15.0	9.5	124
77 11 115	018629	115	   	polished	plastic coated	0.3 - 1.6	1.2	0.6	14.0	11.0	7.5	70
77 12 115	043768	115	   	mirror polished	with multi-component grips	0.3 - 1.6	1.2	0.6	14.0	11.0	7.5	80
77 21 115	018650	115	   	polished	plastic coated	0.3 - 1.3	1.0		14.0	11.0	7.5	64
77 21 130	018667	130	   	polished	plastic coated	0.3 - 1.6	1.3		18.0	14.0	9.5	110
77 22 115	043782	115	   	mirror polished	with multi-component grips	0.3 - 1.3	1.0		14.0	11.0	7.0	80
77 22 130	040446	130	   	mirror polished	with multi-component grips	0.3 - 2.0	1.5		18.0	15.0	9.0	124
77 32 115	044307	115	   	mirror polished	with multi-component grips	0.3 - 1.3	1.0	0.5	14.0	11.0	7.5	80
77 42 115	039761	115	   	mirror polished	with multi-component grips	0.3 - 1.3	0.8		14.0	11.0	7.5	80
77 42 130	018773	130	   	mirror polished	with multi-component grips	0.3 - 1.6	1.3		18.0	15.0	9.5	122
77 52 115	040750	115	   	mirror polished	with multi-component grips	0.3 - 1.0	0.8	0.5	14.0	11.0	7.5	77
77 72 115	040958	115	   	mirror polished	with multi-component grips	0.3 - 0.8			10.5	9.5	6.0	69

77

## Electronics Diagonal Cutters ESD

DIN ISO 9654



77 02 115 ESD



77 12 115 ESD



77 22 115 ESD



77 32 115 ESD



77 42 115 ESD



77 52 115 ESD



77 72 115 ESD



### ESD pliers (electrostatic discharge)

- electrostatic energy is discharged through the handles in a gradual and controlled manner
- which protects components endangered by electrostatic discharge
- in accordance with applicable standards, e.g. IEC TR 61 340-5, DIN EN 61 340-5, SP Method 2472

- for fine cutting work, e.g. in electronics and fine mechanics
- electrically discharging handles – dissipative
- sturdy, zero-backlash box joint
- low-friction double spring for gentle and even opening
- the mirror polish together with a fine film of oil offer effective rust protection – no circuit faults caused by peeling chrome from plated tools
- cutting edges additionally induction hardened, cutting edge hardness approx. 62 HRC
- with two-colour dual component grips, black/grey
- High-grade special tool steel, forged, oil-hardened

#### 77 02 115 ESD

round head, with small bevel

#### 77 12 115 ESD

round head, with bevel and lead catcher – no uncontrolled loss of cut wire ends

#### 77 22 115 ESD

round head, without bevel

#### 77 32 115 ESD

pointed head, with small bevel

#### 77 42 115 ESD

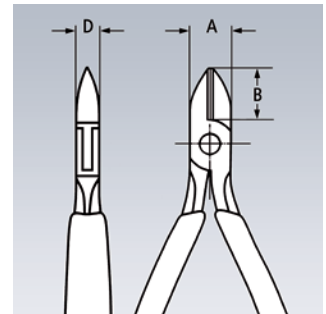

pointed head, without bevel

#### 77 52 115 ESD

pointed, flat head, with small bevel

#### 77 72 115 ESD

pointed mini-head, with small bevel



Pliers Sets,  
see page 197

Article No.	EAN 4003773-	↔ mm	Icons	Head	Handles	Cutting capacities			Dimensions			g
						Ø mm	Ø mm	Ø mm	B mm	A mm	D mm	
77 02 115 ESD	025092	115	ESD, multi-component grip, yellow grip, mirror polished, cutting capacity	mirror polished	with multi-component grips	0.3 - 1.6	1.2	0.6	14.0	11.0	7.5	82
77 12 115 ESD	025108	115	ESD, multi-component grip, green grip, mirror polished, lead catcher, cutting capacity	mirror polished	with multi-component grips	0.3 - 1.6	1.2	0.6	14.0	11.0	7.5	80
77 22 115 ESD	025115	115	ESD, multi-component grip, red grip, mirror polished, cutting capacity	mirror polished	with multi-component grips	0.3 - 1.3	1.0		14.0	11.0	7.5	80
77 32 115 ESD	025122	115	ESD, multi-component grip, yellow grip, mirror polished, cutting capacity	mirror polished	with multi-component grips	0.3 - 1.3	1.0	0.5	14.0	11.0	7.0	79
77 42 115 ESD	031901	115	ESD, multi-component grip, red grip, mirror polished, cutting capacity	mirror polished	with multi-component grips	0.3 - 1.3	0.8		14.0	11.0	7.0	78
77 52 115 ESD	025139	115	ESD, multi-component grip, yellow grip, mirror polished, cutting capacity	mirror polished	with multi-component grips	0.3 - 1.0	0.8	0.5	11.5	14.0	7.0	79
77 72 115 ESD	024330	115	ESD, multi-component grip, yellow grip, mirror polished, cutting capacity	mirror polished	with multi-component grips	0.3 - 0.8			10.5	9.5	6.0	69



78

## Electronic Super Knips®

DIN ISO 9654




78 03 125



- precision pliers for ultra fine cutting work, e.g. in electronics and fine mechanics
- ground, very sharp cutting edges without bevel for flush cutting
- precision shaped tips cut wires resting on a board from 0.2 mm dia.
- joint with stainless steel rivet
- cutting edges additionally induction hardened
- extremely smooth movement for minimum operator fatigue
- with opening spring and restricted opening
- in INOX or special tool steel



78 13 125



78 23 125



**78 03 125 / 78 23 125**

INOX – stainless steel; cutting edge hardness approx. 54 HRC

**78 13 125**

INOX – stainless steel; cutting edge hardness approx. 54 HRC; with lead catcher – no uncontrolled loss of cut wire ends

**78 71 125**

special tool steel, burnished; with lead catcher – no uncontrolled loss of cut wire ends; cutting edges additionally induction hardened, cutting edge hardness approx. 64 HRC



78 31 125



78 41 125



**78 31 125**

cutting edges additionally induction hardened, cutting edge hardness approx. 60 HRC; with narrow head; special tool steel, burnished

**78 81 125**

precision ground cutting edges with very small bevel suitable **also for hard wire**; special tool steel, burnished; cutting-edge hardness approx. 64 HRC



78 61 125



78 71 125



**78 41 125**

cutting edges additionally induction hardened, cutting edge hardness approx. 60 HRC; with narrow head; with lead catcher – no uncontrolled loss of cut wire ends; special tool steel, burnished

**78 91 125**


precision ground cutting edges with very small bevel suitable **also for hard wire**; with lead catcher – no uncontrolled loss of cut wire ends; special tool steel, burnished; cutting edges additionally induction hardened, cutting edge hardness approx. 64 HRC



78 81 125



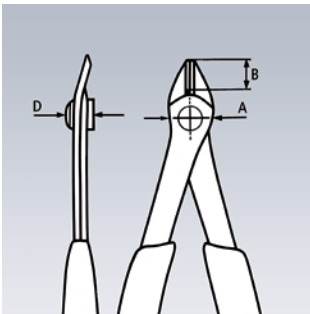
78 91 125



# CUTTING PLIERS



optimum cutting-edge geometry:  
precise, easy cutting even if strands  
are resting on a board



restricted opening  
for ergonomic hand  
spreading width

grooves for non-slip grip  
when applying a little  
pressure

Article No.	EAN 4003773-	↔ mm		Pliers	Head	Handles	Cutting capacities			Dimensions			
							⊙ Ø mm	◐ Ø mm	◑ Ø mm	B mm	A mm	D mm	⚖ g
78 03 125	035381	125	✂		polished	with multi-component grips	0.2 - 1.6	1.0		9.0	13.5	7.5	56
78 13 125	035398	125	✂		polished	with multi-component grips	0.2 - 1.6	1.0		9.0	13.5	7.5	57
78 23 125	043096	125	✂	∠60°	polished	with multi-component grips	0.2 - 1.0	0.6		5.5	13.5	7.5	55
78 31 125	039778	125	✂		burnished	with multi-component grips	0.2 - 1.0			9.0	12.5	7.5	55
78 41 125	040767	125	✂		burnished	with multi-component grips	0.2 - 1.0			9.0	12.5	7.5	57
78 61 125	035404	125	✂		burnished	with multi-component grips	0.2 - 1.6	1.2		9.0	13.5	7.5	56
78 71 125	043799	125	✂		burnished	with multi-component grips	0.2 - 1.6	1.2		9.0	13.5	7.5	57
78 81 125	065074	125	✂		burnished	with multi-component grips	0.2 - 1.6	1.2	0.6	9.0	13.5	7.5	57
78 91 125	065081	125	✂		burnished	with multi-component grips	0.2 - 1.6	1.2	0.6	9.0	13.5	7.5	57

78

## Electronic *Super Knips*® ESD

DIN ISO 9654



78 03 125 ESD



78 13 125 ESD



78 61 125 ESD



78 71 125 ESD



### ESD pliers (electrostatic discharge)

- electrostatic energy is discharged through the handles in a gradual and controlled manner
- which protects components endangered by electrostatic discharge
- in accordance with applicable standards, e.g. IEC TR 61 340-5, DIN EN 61 340-5, SP Method 2472

- precision pliers for ultra fine cutting work, e.g. in electronics and fine mechanics
- electrically discharging handles – dissipative
- ground, very sharp cutting edges without bevel for flush cutting
- precision shaped tips cut wires resting on a board from 0.2 mm dia.
- joint with stainless steel rivet
- extremely smooth movement for minimum operator fatigue
- with opening spring and restricted opening

#### 78 03 125 ESD

INOX - stainless steel; cutting edge hardness approx. 54 HRC

#### 78 13 125 ESD

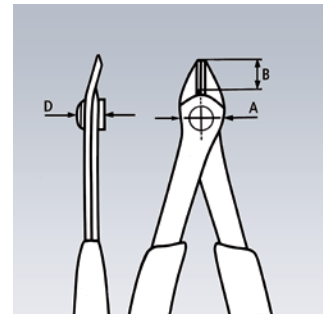

INOX - stainless steel; cutting edge hardness approx. 54 HRC; with lead catcher – no uncontrolled loss of cut wire ends

#### 78 61 125 ESD

cutting edges additionally induction hardened, cutting edge hardness approx. 64 HRC; special tool steel, burnished

#### 78 71 125 ESD

with lead catcher – no uncontrolled loss of cut wire ends; cutting edges additionally induction hardened, cutting edge hardness approx. 64 HRC; special tool steel, burnished



Article No.	EAN 4003773-	↔ mm	Icons	Pliers	Head	Handles	Cutting capacities		Dimensions			⚖ g
							∅ mm	∅ mm	B mm	A mm	D mm	
78 03 125 ESD	025146	125	⚡ ⚡ ⚡ ⚡		polished	with multi-component grips	0.2 - 1.6	1.0	9.0	13.5	7.5	55
78 13 125 ESD	025153	125	⚡ ⚡ ⚡ ⚡		polished	with multi-component grips	0.2 - 1.6	1.0	9.0	13.5	7.5	57
78 61 125 ESD	025184	125	⚡ ⚡ ⚡ ⚡	burnished		with multi-component grips	0.2 - 1.6	1.2	9.0	13.5	7.5	56
78 71 125 ESD	025191	125	⚡ ⚡ ⚡ ⚡	burnished		with multi-component grips	0.2 - 1.6	1.2	9.0	13.5	7.5	57





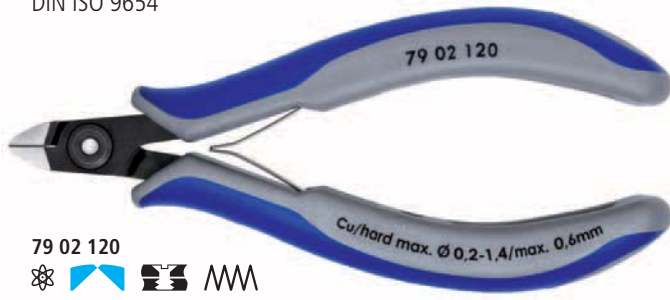
79

## Precision Electronics Diagonal Cutters

DIN ISO 9654



**The subtle difference**  
 KNIPEX precision electronics pliers are made of high-quality ball bearing steel and processed with the highest degree of care. Each opening movement is gentle and even without backlash. Each work step proceeds reliably and precisely. This makes work much easier for professionals.



79 02 120



79 02 125



79 22 120



79 22 125



79 32 125



79 42 125

Pliers Sets,  
 see page 197

- precision pliers for ultra fine cutting work, e.g. in electronics and fine mechanics
- very precisely ground and sharp cutting edges with very small bevels for exact cutting on delicate electronic components; also available without bevel for flush cutting
- cutting edges additionally induction hardened, cutting edge hardness approx. 64 HRC
- approx. 20 % lighter than conventional electronics pliers
- bolted joint with particularly carefully manufactured joint surfaces for even, low-friction movement throughout the entire opening range
- smooth-running double spring for a gentle and even opening
- ergonomically optimised multi-component handles
- forged from chrome vanadium ball-bearing steel

79 02 120 / 79 22 120  
 mini-head

79 32 125 / 79 42 125  
 pointed head

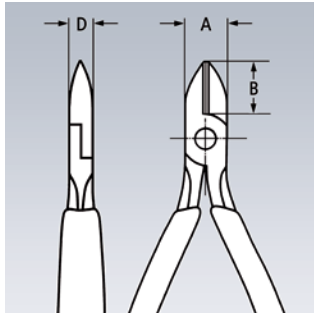
79 02 125 / 79 22 125  
 round head

79 52 125 / 79 62 125  
 pointed head; with lead catcher – no uncontrolled loss of cut wire ends

79 12 125  
 specially for cutting through hard wire and piano wire

Cutting edges without bevel

Cutting edges with very small bevel



Article No.	EAN 4003773-	↔ mm		Pliers	Head	Handles	Cutting capacities				Dimensions			
							∅ mm	∅ mm	∅ mm	∅ mm	B mm	A mm	D mm	g
79 02 120	061403	120		burnished	polished	with multi-component grips	0.2 - 1.4	1.0	0.6		6.5	9	6.5	57
79 02 125	061281	125		burnished	polished	with multi-component grips	0.2 - 1.7	1.3	0.7		10	11	6.5	59
79 12 125	071365	125		burnished	polished	with multi-component grips	0.3 - 1.7	1.3	1.0	0.6	10	11	6.5	59
79 22 120	061427	120		burnished	polished	with multi-component grips	0.1 - 1.3	0.8			6.5	9	6.5	56
79 22 125	061342	125		burnished	polished	with multi-component grips	0.1 - 1.7	1.0			10	11	6.5	60
79 32 125	061366	125		burnished	polished	with multi-component grips	0.2 - 1.5	1.1	0.6		11	11	6.5	58
79 42 125	061380	125		burnished	polished	with multi-component grips	0.1 - 1.5	0.8			11	11	6.5	58
79 52 125	065135	125		burnished	polished	with multi-component grips	0.2 - 1.3	0.9	0.5		11	11	6.5	58
79 62 125	065142	125		burnished	polished	with multi-component grips	0.1 - 1.3	0.8			11	11.0	6.5	58

79

Precision Electronics Diagonal Cutters ESD

DIN ISO 9654



79 02 120 ESD



79 02 125 ESD



79 22 120 ESD



79 22 125 ESD



79 32 125 ESD



79 42 125 ESD

79 02 120 ESD / 79 22 120 ESD  
mini-head

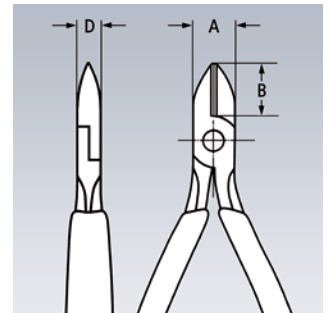
79 02 125 ESD / 79 22 125 ESD  
round head

79 12 125 ESD  
specially for cutting through hard wire  
and piano wire

ESD pliers (electrostatic discharge)

- electrostatic energy is discharged through the handles in a gradual and controlled manner
- which protects components endangered by electrostatic discharge
- in accordance with applicable standards, e.g. IEC TR 61 340-5, DIN EN 61 340-5, SP Method 2472

- precision pliers for ultra fine cutting work, e.g. in electronics and fine mechanics
- very precisely ground and sharp cutting edges with very small bevels for exact cutting on delicate electronic components; also available without bevel for flush cutting
- electrically discharging handles – dissipative
- cutting edges additionally induction hardened, cutting edge hardness approx. 64 HRC
- approx. 20 % lighter than conventional electronics pliers
- bolted joint with particularly carefully manufactured joint surfaces for even, low-friction movement throughout the entire opening range
- smooth-running double spring for a gentle and even opening
- ergonomically optimised multi-component handles
- forged from chrome vanadium ball-bearing steel



79 32 125 ESD / 79 42 125 ESD  
pointed head

79 62 125 ESD / 79 62 125 ESD  
pointed head; with lead catcher - no  
uncontrolled loss of cut wire ends

Pliers Sets,  
see page 197

Article No.	EAN 4003773-	↔ mm	Pliers	Head	Handles	Cutting capacities				Dimensions			g	
						Ø mm	Ø mm	Ø mm	Ø mm	B mm	A mm	D mm		
79 02 120 ESD	061595	120		burnished	polished	with multi-component grips	0.2 - 1.4	1.0	0.6		6.5	9.0	6.5	60
79 02 125 ESD	061519	125		burnished	polished	with multi-component grips	0.2 - 1.7	1.3	0.7		10	11	6.5	61
79 12 125 ESD	071389	125		burnished	polished	with multi-component grips	0.3 - 1.7	1.3	1.0	0.6	10	11	6.5	61
79 22 120 ESD	061618	120		burnished	polished	with multi-component grips	0.1 - 1.3	0.8			6.5	9.0	6.5	61
79 22 125 ESD	061533	125		burnished	polished	with multi-component grips	0.1 - 1.7	1.0			10	11	6.5	61
79 32 125 ESD	061557	125		burnished	polished	with multi-component grips	0.2 - 1.5	1.1	0.6		10.5	11	6.5	61
79 42 125 ESD	061571	125		burnished	polished	with multi-component grips	0.1 - 1.5	0.8			10.5	11	6.5	58
79 52 125 ESD	065159	125		burnished	polished	with multi-component grips	0.2 - 1.3	0.9	0.5		11	11	6.5	58
79 62 125 ESD	065166	125		burnished	polished	with multi-component grips	0.1 - 1.3	0.8			11	11	6.5	58

81

## Pipe Gripping Pliers

for tube fittings and connectors

DIN ISO 5743



81 03 230



81 13 230

- ideal for tightening and releasing plastic pipe joints, round union nuts, etc. from 25 up to 65 mm dia.
- with serrated gripping jaws
- 4-position adjustable slip joint
- Chrome vanadium electric steel, forged, oil-hardened



81 13 230

with plastic jaws for careful installation up to 60 mm dia.

Article No.	EAN 4003773-	↔ mm		Pliers	Handles	Working Capacity Ø mm	⚖ g	
81 03 230	018957	230		chrome plated	plastic coated	25 - 65	294	
81 13 230	050117	230		chrome plated	plastic coated	25 - 60	288	
81 19 230	050124	2 pairs of plastic jaws for 81 13 230						

84

## Cycle Pliers

DIN ISO 5743



84 11 200



- for very narrow screw connections
- Special tool steel, forged, oil-hardened

84 11 200  
straight head

84 21 200  
20° angled head

Article No.	EAN 4003773-	↔ mm		Pliers	Head	Handles	Recess Ø mm	Head thickness mm	⚖ g
84 11 200	051923	200		black atramentized	polished	plastic coated	6 / 10	3.5	177
84 21 200	051930	200		black atramentized	polished	plastic coated	6 / 10	3.5	182

83  
1

## Pipe Wrenches 90°

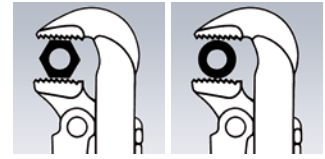
DIN 5234



83 10 015  
 $\sphericalangle 90^\circ$

- Swedish pattern
- 90° angled jaws
- jaws with offset teeth in opposite direction
- teeth additionally induction hardened
- I-beam handle design
- captive adjusting nut
- red powder coated, jaws bright ground

- Chrome vanadium electric steel, forged, oil-hardened




Article No.	EAN 4003773-	↔ mm		Pliers	∅ mm	∅ Inch	Inch	Clamping width mm	g
83 10 010	014188	310	$\sphericalangle 90^\circ$	red powder-coated	42	1 5/8	1	42	779
83 10 015	014195	420			60	2 3/8	1 1/2	60	1415
83 10 020	014201	560			70	2 3/4	2	70	2600
83 10 030	022329	650			110	4 3/8	3	110	3433
83 10 040	022336	750			130	5 1/8	4	130	4921

83  
2

## Pipe Wrenches 45°

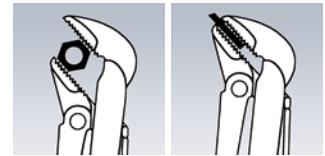
DIN 5234



83 20 015  
 $\sphericalangle 45^\circ$

- Swedish pattern
- 45° angled jaws
- jaws with offset teeth in opposite direction
- teeth additionally induction hardened
- I-beam handle design
- captive adjusting nut
- red powder coated, jaws bright ground

- Chrome vanadium electric steel, forged, oil-hardened




Article No.	EAN 4003773-	↔ mm		Pliers	∅ mm	∅ Inch	Inch	Clamping width mm	g
83 20 010	014218	320	$\sphericalangle 45^\circ$	red powder-coated	42	1 5/8	1	42	817
83 20 015	014225	430			60	2 3/8	1 1/2	60	1408
83 20 020	014232	570			70	2 3/4	2	70	2596

83  
3

## Pipe Wrenches S-Type

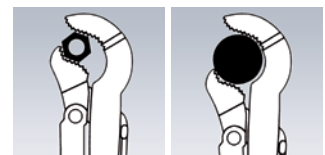
DIN 5234



83 30 015

- Slim, S-type jaw
- jaws with offset teeth in opposite direction
- teeth additionally induction hardened
- three-point contact on pipes, self-locking
- I-beam handle design
- captive adjusting nut
- red powder coated, jaws bright ground

- Chrome vanadium electric steel, forged, oil-hardened



Article No.	EAN 4003773-	↔ mm		Pliers	∅ mm	∅ Inch	Inch	Clamping width mm	g
83 30 005	025221	245		red powder-coated	35	1 1/2	1/2	35	472
83 30 010	014249	320			42	1 5/8	1	42	836
83 30 015	014256	420			60	2 3/8	1 1/2	60	1540
83 30 020	014263	540			70	2 3/4	2	70	2669
83 30 030	014164	680			120	4 3/4	3	100	4366



86

## Pliers Wrenches

PATENTED

pliers and wrench in a single tool

DIN ISO 5743



86 03 150  




86 03 180  




86 05 250  




86 03 300  




The smooth jaws grip all parallel surfaces in the capacity range with a high degree of pressure if necessary and open up almost unlimited application possibilities for the pliers wrench: e.g. for tightening locknuts, exerting pressure to activate the adhesive power of contact adhesives, edge breaking in tile work, snapping cable ties, utilisation as a small vice.

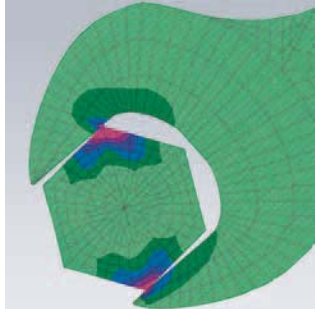
- adjustable tool for tightening screws
- also excellent for gripping, holding, pressing and bending workpieces
- replaces a set of spanners, metric and imperial
- smooth jaws for cautious installation of plated fittings
- zero backlash jaw pressure prevents damage to edges of sensitive components
- adjustment at the touch of a button directly on the workpiece
- parallel jaws allow infinitely variable gripping of all widths to the specified maximum size
- reliable catching of the hinge bolt: no unintentional shifting
- the action of the jaws allows quick tightening and release of bolted connections using the ratchet principle
- lever transmission greater than 10 - 1 for strong gripping power
- Chrome vanadium electric steel, forged, oil-hardened

**Length 150 mm**  
 the mini pliers wrench for precision mechanics; ideal multi-purpose wrench in pocket size; indispensable companion in emergency tool kit

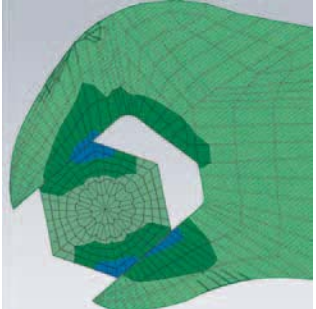
**Length 180 mm**  
 with narrow gripping jaws – for tightening situations that require a slim tool




Working on plated fittings without damage of the surface



Conventional open end wrench: edge pressure causes surface damage



Pliers wrench: zero backlash contact pressure, no damage to edges



Working using the ratchet principle



Fast adjustment by pushing a button

# PIPE WRENCHES AND WATER PUMP PLIERS

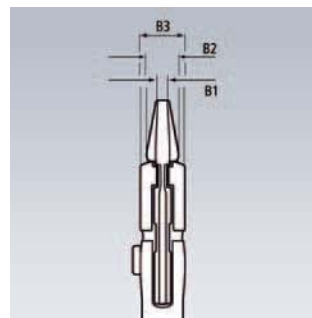



smooth, parallel gripping jaws for work on sensitive surfaces

adjustment at the touch of a button – quick, reliable and precise

infinitely variable adjustment of widths across flats for metric and imperial workpieces

cam drive increases force to up to 10 times hand power



Article No.	EAN 4003773-	↔ mm	Pliers	Handles	Adjustment positions	Dimensions			g		
						Inch	mm	B1 mm		B2 mm	B3 mm
86 03 150	069676	150	nickel plated	plastic coated	14	1	27	4.7	7.0	10.5	175
86 03 180	035466	180			13	1 3/8	35	5.0	8.0	12.0	254
86 03 250	033837	250			17	1 3/4	46	8.0	8.0	14.0	536
86 03 300	041429	300			22	2 3/8	60	9.5	9.5	15.0	729
86 05 150	069928	150	nickel plated	with multi-component grips	14	1	27	4.7	7.0	10.5	193
86 05 180	047162	180			13	1 3/8	35	5.0	8.0	12.0	277
86 05 250	047841	250			17	1 3/4	46	8.0	8.0	14.0	571

87  
0

## KNIPEX Cobra® Hightech Water Pump Pliers

DIN ISO 8976

PATENTED



87 01 125



87 01 150



87 01 180



87 01 250



87 01 300



87 02 250



87 03 250



87 05 250



KNIPEX Cobra® – the Hightech Water Pump Pliers. No more time-consuming presetting of the required opening size. Just position the upper jaw to the workpiece, push button and move close the lower jaw, ingeniously simple.

- adjustment at the touch of a button directly on the workpiece
- fine adjustment for optimum adaptation to different sizes of workpieces and a comfortable handle width
- self-locking on pipes and nuts: no slipping on the workpiece and low hand force required
- gripping surfaces with special hardened teeth, teeth hardness approx. 61 HRC: low wear and stable gripping
- box-joint design: high stability because of double guide
- reliable catching of the hinge bolt: no unintentional shifting
- guard prevents operators' fingers being pinched
- Chrome vanadium electric steel, forged, oil-hardened

**Length 125 mm**  
for use in precision mechanics, hobbies and home activities; improved access in very confined areas

**Length 180 mm**  
good access to the workpiece

**Length 250 mm / 300 mm**  
very large gripping capacity; good access to the workpiece; high load capacity having a slim design



Teeth set against the direction of rotation have a self-locking effect and prevent slipping on the workpiece.



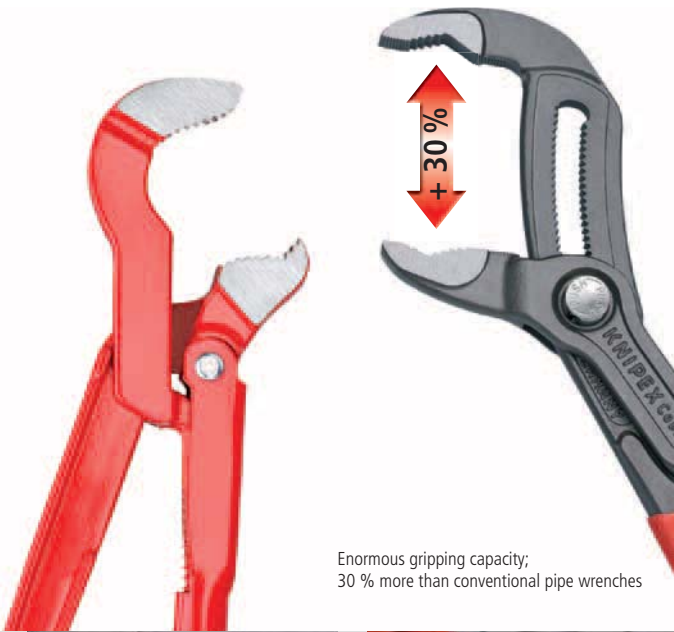
Fine adjustment by pushing a button: fast and comfortable





Fast and firm adjustment directly on the workpiece



# PIPE WRENCHES AND WATER PUMP PLIERS



Enormous gripping capacity;  
30 % more than conventional pipe wrenches



**Mini-Cobra:**  
pocket sized tool with full fledged  
tool function.  
Capacity up to 27 mm dia.



Article No.	EAN 4003773-	↔ mm		Pliers	Head	Handles	∅ Inch	∅ mm	∅ mm	Adjustment positions	⚖ g
87 01 125	069935	125		grey atramentized	polished	with non-slip plastic coating	1	27	27	13	85
87 01 150	060116	150		grey atramentized	polished	with non-slip plastic coating	1 1/4	32	30	11	145
87 01 180	022015	180					1 1/2	42	36	18	170
87 01 250	022022	250					2	50	46	25	314
87 01 300	034087	300		grey atramentized	polished	with non-slip plastic coating	2 3/4	70	60	30	530
87 02 180	042396	180		grey atramentized	polished	with multi-component grips	1 1/2	42	36	18	196
87 02 250	040316	250					2	50	46	25	376
87 02 300	029144	300					2 3/4	70	60	30	580
87 03 125	073949	125		chrome plated		with non-slip plastic coating	1	25	27	13	85
87 03 180	005667	180					1 1/2	42	36	18	175
87 03 250	043805	250					2	50	46	25	314
87 03 300	041382	300					2 3/4	70	60	30	530
87 05 250	005681	250		chrome plated		with multi-component grips	2	50	46	25	376
87 05 300	014126	300					2 3/4	70	60	30	579



# PIPE WRENCHES AND WATER PUMP PLIERS

87  
0

## KNIPEX Cobra® XL/XXL PATENTED

Pipe Wrenches and Water Pump Pliers

DIN ISO 5743



87 01 400



Both the KNIPEX Cobra® XL and XXL offer the performance and comfort of water pump pliers while being lighter in weight and having a greater gripping capacity than comparable pipe wrenches. The **Cobra® XL** can e.g. grip a 2" pipe fitting and weighs 50 % less than a 2" pipe wrench, which has a much lower gripping capacity. With its handy length of 400 mm, the Cobra® XL also fits into a plumber's tool kit.

The **Cobra® XXL** comes along with the weight of a 2" pipe wrench but offers a back-up gripping capacity up to 4 1/2".



87 01 560



Fine adjustment by pushing a button: fast and comfortable

- greater gripping capacity but much lower weight than comparable pipe wrenches
- fast push-button adjustment directly on the workpiece, no unintentional slipping of the joint
- fine adjustment for optimum adaptation to different sizes of workpieces and a comfortable handle width
- self-locking on pipes and nuts: no slipping on the workpiece and low hand force required
- gripping surfaces with special hardened teeth, teeth hardness approx. 61 HRC: low wear and stable gripping
- box-joint design: high stability because of double guide
- guard prevents operators' fingers being pinched
- Chrome vanadium electric steel, forged, oil-hardened



Self-locking on pipes and nuts. No slipping on the workpiece and less hand force required.



Fast and firm adjustment directly on the workpiece.

Article No.	EAN 4003773-	↔ mm		Pliers	Head	Handles	∅ Inch	∅ mm	∅ mm	Adjustment positions	⚖ g
87 01 400	005636	400		grey atramentized	polished	plastic coated	3 1/2	90	95	27	1214
87 01 560	044321	560		grey atramentized	polished	plastic coated	4 1/2	115	120	20	2750

Cobra® XL gripping a union nut of a 2" pipe fitting


large gripping capacity of 95 mm, would require a 3-inch pipe wrench



Cobra® XL

smaller dimensions and less weight than 1 1/2" pipe wrenches

2" pipe wrench



gripping the 2" union nut exceeds the capacity of a 2" pipe wrench; no confident working conditions





85

## KNIPEX SmartGrip® (PATENTED)

Water Pump Pliers with automatic adjustment

DIN ISO 8976



85 01 250

Adjustment to suit the workpiece is automatic with the KNIPEX SmartGrip®! Place the outer jaw on the workpiece, squeeze the handles - turn!



- ideal for frequent changeovers to workpieces of different sizes
- automatic adjustment per one-hand operation both for right-handed and left-handed use
- good access to the workpiece thanks to the slim dimensions in the head and joint area and flush joint bolt
- self-locking on pipes and nuts: no slipping on the workpiece and low hand force required
- gripping surfaces with special hardened teeth, teeth hardness approx. 61 HRC: low wear and stable gripping
- box-joint design: high stability because of double guide
- guard prevents operators' fingers being pinched
- locking lever for space saving transport with reliable closed handles
- Chrome vanadium electric steel, forged, oil-hardened



Automatic adjustment: no time-consuming trial and error-adjusting to find the correct opening size in case of differently sized workpieces (e.g. the red highlighted nuts and fittings). Everything done with a single grasp.



Slim dimensions for good access to the workpiece using one-hand operation



Locking lever for space saving transport with reliable closed handles



Self-locking on pipes and nuts: no slipping on the workpiece



Article No.	EAN 4003773-	↔ mm		Pliers	Head	Handles	⊘ Inch	⊘ mm	⊞ mm	⚖ g
85 01 250	061304	250		grey atramentized	polished	with non-slip plastic coating	1 1/4	32	36	370

87  
1

## KNIPEX Cobra®...matic

PATENTED

### Water Pump Pliers

DIN ISO 8976



87 11 250



- all features of the KNIPEX Cobra® 87 01 250

Special feature:

- automatic adjustment at the touch of a button directly on the workpiece
- the sheltered positioned spring ensures that the pliers close automatically once the push-button is activated (one-hand operation!)

Article No.	EAN 4003773-	↔ mm		Pliers	Head	Handles	∅ Inch	∅ mm	mm	Adjustment positions	g
87 11 250	035473	250		grey atramentized	polished	with non-slip plastic coating	2	50	46	25	335

87 19 250 022640 Spare spring for 87 11 250

87  
26

## KNIPEX Cobra® VDE

PATENTED

### Hightech Water Pump Pliers, insulated

DIN ISO 8976 IEC 60900 DIN EN 60900



87 26 250



The adjustment procedure to adapt to the workpiece is easy and reliable with the KNIPEX Cobra® VDE: place the upper gripping jaw of the opened pliers on the workpiece, push pliers handle to close, done!



- adjustment by shifting one jaw directly on to the workpiece: fast, reliable and comfortable handling
- opening at the touch of a button off the workpiece
- fine adjustment for optimum adaptation to different sizes of workpieces and a comfortable handle width
- good access to the workpiece due to slim size in the head and joint area
- self-locking on pipes and nuts: no slipping on the workpiece and low hand force required
- gripping surfaces with special hardened teeth, teeth hardness approx. 61 HRC: low wear and stable gripping
- box-joint design: high stability because of double guide
- guard prevents operators' fingers being pinched
- Chrome vanadium electric steel, forged, oil-hardened



Quick setting without using a push-button



Just push the pliers handle to adjust!

Article No.	EAN 4003773-	↔ mm		Pliers	Handles	∅ Inch	∅ mm	mm	Adjustment positions	g
87 26 250	071495	250		chrome plated	insulated with multi-component grips, VDE-tested	2	50	46	24	340



87  
4

## Multiple Slip Joint Spanner PATENTED

DIN ISO 5743



87 41 250



The KNIPEX Multiple Slip Joint Spanner combines the convenience of the comfortable push-button adjustment on the workpiece and the function of an all-purpose tightening tool. Jaw gripping with zero backlash prevents slipping on the bolt head or rounding edges. Even rusty or thick coated bolted connections which have no surfaces capable of being gripped reliably by a conventional spanner can be managed by the exceptionally powerful closing gripping jaws of this spanner.


- for metric and imperial nuts and screws with widths across flats from 10 to 32 mm (3/8" up to 1 1/4"); self-locking in the range from 17 mm on: no slipping on the workpiece
- zero-backlash gripping of metric or imperial hexagonal headed screws, no rounding of bolt heads
- reliable and tight gripping of rounded, rusty, or thick coated bolts and screws
- ideal for work on vehicle brake systems
- quick tightening of bolted connections using ratchet action
- adjustment at the touch of a button directly on the workpiece, also possible with one hand only
- fine adjustment for optimum adaptation to different sizes of workpieces and a comfortable handle width
- box-joint design: high stability because of double guide
- reliable catching of the hinge bolt: no unintentional shifting
- favourable lever action: optimum transmission of force
- guard prevents operators' fingers being pinched
- replaces a set of wrenches, ideal for tightening locknuts
- Chrome vanadium electric steel, forged, oil-hardened




In operation on rusted nut with rounded edges



Self-locking: no slip on workpieces; less effort required



Fine adjustment by pushing a button: fast and comfortable



Multiple Slip Joint Spanner as the second spanner for tightening locknuts

Article No.	EAN 4003773-	↔ mm		Pliers	Head	Handles	↔ Inch	↔ mm	Adjustment positions	⚖ g
87 41 250	054566	250		grey atramentized	polished	with non-slip plastic coating	3/8 - 1 1/4	10 - 32	15	328

87  
5

## KNIPEX Cobra® ES PATENTED

Water Pump Pliers extra-slim

DIN ISO 8976



87 51 250



Due to the increasing compactness of components and machines the workspace becomes more confined. However, the requirements on the gripping force and capacity of the tools do not decrease on the other hand. KNIPEX-“Cobra” ES allows powerful gripping in confined areas.

- ideal for service, maintenance and equipment repair, in automotive and general industry
- long, narrow jaws
- particularly good access to the workpiece due to very slim construction of head and joint area
- firm grip also on flat material due to three-point rest
- adjustment at the touch of a button directly on the workpiece
- fine adjustment for optimum adaptation to different sizes of workpieces and a comfortable handle width
- self-locking on pipes and nuts: no slipping on the workpiece and low hand force required
- box-joint design: high stability because of double guide
- reliable catching of the hinge bolt: no unintentional shifting
- favourable lever action: optimum transmission of force
- guard prevents operators' fingers being pinched
- Chrome vanadium electric steel, forged, oil-hardened



Grips nuts up to 34 mm (1 5/8") across flats



Very slim design in the complete head and joint area (compared to conventional water pump pliers)




Fine adjustment by pushing a button: fast and comfortable



Optimum access to the workpiece. Ideal for service, maintenance and equipment repair, in automotive and general industry



Article No.	EAN 4003773-	↔ mm		Pliers	Head	Handles	∅ Inch	∅ mm	∅ mm	max. parallel opening width	max. gripping depth	Adjustment positions	g
87 51 250	061267	250		grey atramentized	polished	with non-slip plastic coating	1 1/4	32	34	37.0	42.0	19	328

88

## KNIPEX Alligator® Water Pump Pliers

DIN ISO 8976



88 01 180  
 



88 01 250  
 



88 02 250  
 



88 03 250  
 



88 04 250  
   



88 07 250  
   

- self-locking on pipes and nuts: no slipping on the workpiece and low hand force required
- gripping surfaces with special hardened teeth, teeth hardness approx. 61 HRC: low wear and stable gripping
- box-joint design: high stability because of double guide
- robust construction, insensitive to dirt; particularly suitable for outdoor work
- guard prevents operators' fingers being pinched
- Chrome vanadium electric steel, forged, oil-hardened

### Length 250 / 300 mm

more output and comfort compared to conventional water pump pliers of the same length: 9-notch adjustment positioning for 30 % more gripping capacity; good access to the workpiece due to slim size in the head and joint area



Self-locking on pipes and nuts: no slipping on the workpiece; the complete actuating force can be used to turn the workpieces; not having to squeeze the pliers handles reduces the required effort





Conventional water pump pliers

Alligator® 250/300



**specially hardened teeth**

high resistance to wear, allowing durable, reliable gripping

**robust adjusting mechanism**

insensitive to dirt, particularly suitable for outdoor work

**9-notch curved adjustment positioning**

30 % more gripping capacity, optimised adjustment to the workpiece and a handy handle position, slim design


**box joint, double guide**

no loosening of the joint connection, continuous heavy duty

Alligator® 250: convincing alternative



The Alligator® 250 mm grips the union nut in a 3/4" compression fitting with comfortable handle positioning



Conventional 250-mm water pump pliers do not offer appropriate fit and they have an unfavourable handle position (gripping capacity exceeded)

Alligator® 300 instead of a 1 1/2" pipe wrench



Alligator® 300 with a gripping capacity on pipes of up to 2 3/4" and width across flats of 60 mm; this corresponds to a gripping capacity of a 1 1/2" pipe wrench, which is much larger and heavier



Article No.	EAN 4003773-	↔ mm		Pliers	Head	Handles	∅ Inch	∅ mm	∅ mm	Adjustment positions	g
88 01 180	035480	180					1 1/4	32	30	7	180
88 01 250	022992	250		black atramentized	polished	with non-slip plastic coating	2	50	46	9	319
88 01 300	034094	300					2 3/4	70	60	9	511
88 02 180	044222	180					1 1/4	32	30	7	215
88 02 250	019282	250		black atramentized	polished	with multi-component grips	2	50	46	9	357
88 02 300	029151	300					2 3/4	70	60	9	565
88 03 180	042860	180					1 1/4	32	30	7	181
88 03 250	005742	250		chrome plated		with non-slip plastic coating	2	50	46	9	317
88 05 180	060130	180					1 1/4	32	30	7	214
88 05 250	035497	250		chrome plated		with multi-component grips	2	50	46	9	354
88 05 300	042389	300					2 3/4	70	60	9	560
88 06 250	039303	250		chrome plated		insulated with multi-component grips, VDE-tested	2	50	46	9	374
88 07 250	019343	250		chrome plated		with dipped insulation, VDE-tested	2	50	46	9	420
88 07 300	022350	300		chrome plated			2 3/4	70	60	9	661



89

## Water Pump Pliers with tongue and groove joint

DIN ISO 8976



89 01 250



89 05 250



- easy, convenient engagement in 5 different positions due to milled tongue
- non-slip joint
- jaw profile designed to fit screws and nuts
- joint design reduces strain of the centre bolt, hence no wear on pivot
- guard prevents operators' fingers being pinched
- gripping surfaces with special hardened teeth, teeth hardness approx. 61 HRC for tool length 250 mm: low wear for stable grip
- Chrome vanadium electric steel, forged, oil-hardened

### Length 250 mm

self-locking on pipes and nuts: no slipping on the workpiece and low hand force required

Article No.	EAN 4003773-	↔ mm		Pliers	Head	Handles	∅ Inch	∅ mm	mm	g
89 01 200	013327	200		black atramentized	polished	plastic coated	1 1/4	32	30	231
89 01 250	013334	250		black atramentized	polished	plastic coated	1 5/16	34	36	340
89 03 250	015086	250		chrome plated		plastic coated	1 5/16	34	36	338
89 05 250	043836	250		chrome plated		with multi-component grips	1 5/16	34	36	371

90

## Mini Water Pump Pliers

with tongue and groove joint

DIN ISO 8976



90 01 125



90 03 125



- easy, convenient engagement in 4 different positions
- non-slip joint
- joint design reduces strain of the centre bolt, hence no wear on pivot
- Chrome vanadium electric steel, forged, oil-hardened

Article No.	EAN 4003773-	↔ mm		Pliers	Head	Handles	∅ Inch	∅ mm	mm	g
90 01 125	035503	125		black atramentized	polished	plastic coated	11/16	17	14	103
90 03 125	050490	125		chrome plated		plastic coated	11/16	17	14	105



KNIPLEX  
8701

KNIPLEX 8701



90  
20

## Pipe Cutter for plastic conduit pipes and hoses



90 20 185

Article No.	EAN 4003773-	↔ mm		Cutting capacities Ø mm	⚖ g
90 20 185	067122	185		25	172
90 29 185	067139	Spare blade for 90 20 185			



Turning the cutter slightly when cutting prevents brittle pipes splintering.

- for cutting thin walled plastic pipes (conduit plastic pipes) and flexible hoses, also with fabric reinforcement, of plastic and rubber up to 25 mm dia. / 1" exterior dia.
- not suitable for cutting cables
- with opening spring and locking lever
- Tool body: plastic, fibreglass-reinforced
- Blades: special tool steel, oil-hardened, interchangeable



with replaceable blade



90  
25

## Pipe Cutter

for composite pipes and protective tubes

(PATENTED)



90 25 20

- for cutting composite pipes with diameters from 12.0 to 20.0 mm and for cutting flexible protective tubes with a diameter of 18.0 - 35.0 mm without damaging a potentially pipe inside
- a calibration arbor can be fitted, for example for Geberit composite pipes with 11.5 and 15.0 mm dia.
- Tool body: high-grade chrome vanadium electric steel, oil-hardened
- Blades: special tool steel, oil-hardened, interchangeable



Composite pipes of 12 - 25 mm dia. are cut cleanly and without deformation



Clean cut of protective tubes 18 - 35 mm diameter

Article No.	EAN 4003773-	↔ mm		Tool	Handles	Cutting capacities		Blade length mm	⚖ g
						Composite pipes Ø mm	Protective tubes Ø mm		
90 25 20	046004	210		galvanized	with multi-component grips	12 - 25	18 - 35	25	332
90 29 01	031932	Spare blade for 90 25 20 (composite pipes)							
90 29 02	031949	1 pair of spare blades for 90 25 20 (protective pipes)							
90 29 15	031956	Calibration arbor for 90 25 20 (Geberit pipes)							



90  
25

## Pipe Cutter for composite and plastic pipes

(PATENTED)



90 25 40



- for cutting thick walled plastic and composite pipes with diameters from 26.0 to 40.0 mm
- cuts pipes using the ratchet principle in several strokes
- self-adapting pipe support positions pipes of various diameters correctly for a rectangular cut
- Tool body: high-grade chrome vanadium electric steel, oil-hardened
- Blades: special tool steel, oil-hardened, interchangeable



Clean cut of thick walled plastic and composite pipes




Not suitable for thin-walled plastic pipes. Please use article number 90 20 185 for those

Article No.	EAN 4003773-	↔ mm		Tool	Handles	Cutting capacities Ø mm	Cutting edge length mm	⚖ g
90 25 40	045182	210	W	galvanized	with multi-component grips	26 - 40	40	500
90 29 40	045199	Spare blade for 90 25 40						

90  
4

## Punch Lock Riveters



90 42 250



90 42 340

- to join metal section sheets used in dry walling with a lock seam
- for U- and C-shaped sections with max 1.2 mm metal (2 x 0.6 mm)
- minimum handforce required due to optimum lever transmission
- Pliers body: special tool steel, rolled, oil-hardened

90 42 250

for one-hand operation



Setting the pliers for connection of two metal section sheets




The punching tool is squeezed through the metal section sheets

Article No.	EAN 4003773-	↔ mm		Pliers	Handles	Capacity	⚖ g	
90 42 250	047865	250	W	burnished	with multi-component grips	max. 1,2 (2 x 0,6)	676	
90 42 340	071884	340		burnished	with multi-component grips	max. 1,2 (2 x 0,6)	901	
90 49 340	028079	Spare punch for 90 41 340 and 90 42 340						
90 49 340 M	028499	Spare die for 90 41 340 and 90 42 340						




90  
55

## Sheet Metal Nibbler




90 55 280  


- for cutting iron, copper or aluminium sheet metal up to max. 1.2 mm thickness, plastic up to max. 2.0 mm thickness
- materials are cut without deformation
- clean cut edges – no trimming activities needed
- with chip breaker
- easy handling
- cutting width: 2.7 mm
- Tool body: special tool steel, rolled, oil-hardened
- Blades: special tool steel, oil-hardened, interchangeable



Notching and chip breaking in a single pass



Notching without chip breaking

Article No.	EAN 4003773-	↔ mm		Tool	Handles	 g	
90 55 280	026730	280		nickel plated	with multi-component grips	461	
90 59 280	027355	Spare blade for 90 55 280					

90  
61

## Notching Pliers

**PATENTED**



90 61 20  


The KNIPEX Notching Pliers produces the most common notches in plastic ledges and cable ducts in a simple, fast and clean way. No time-consuming sawing out or nibbling and no additional work required.

- special pliers for notching recesses into plastic ledges and plastic casings for electric and sanitary installation
- notches can be enlarged by initial and final cut
- clean cut edges – no trimming activities needed
- easy handling
- with opening spring, opening limiter and locking lever
- Pliers body: special tool steel, rolled, oil-hardened

Article No.	EAN 4003773-	↔ mm		Pliers	Handles	Capacity	 g
90 61 16	051947	250		burnished	with plastic grips	16 x 32 mm	403
90 61 20	051954	250				20 x 29 mm	414



90  
7

### Revolving Punch Pliers



90 70 220

- to punch holes into leather, textiles and plastic material
- with six interchangeable punches:  
2.0 / 2.5 / 3.0 / 3.5 / 4.0 / 5.0 mm dia.
- with opening spring and locking lever
- powder-coated for reliable protection against rust
- Pliers body and punches: special tool steel, oil-hardened



Interchangeable punches

Article No.	EAN 4003773-	↔ mm	Pliers	Finish	g
90 70 220	019411	220		red powder-coated	251

91  
0

### Tile Nibbling Pincer (parrot beak pincer)



91 00 200

- enlarges holes in tiles and forms tile edges
- Special tool steel, forged, oil-hardened

Article No.	EAN 4003773-	↔ mm	Pliers	Head	g
91 00 200	013754	200	black atramentized	polished	158

91  
1

### Tile Breaking Pincer



91 11 190

- for breaking tiles to a scored line
- moveable, self-aligning jaw, rubberlined to protect the tile
- Special tool steel, forged, oil-hardened

Article No.	EAN 4003773-	↔ mm	Pliers	Handles	g
91 11 190	042310	190	black lacquered	plastic coated	317

91  
3

## Glass Breaking Pincer

DIN ISO 5743

- for breaking glass to a scored line
- Special tool steel, forged, oil-hardened



91 31 180



Article No.	EAN 4003773-	↔ mm		Pliers	Head	Handles	Jaw width mm	⚖ g
91 31 180	069744	180		black atramentized	polished	plastic coated	24,0	245

91

## Glass Nibbling Pincers

DIN ISO 5743

- for breaking off narrow strips of glass to a scored line
- for finishing off glass edges to required profile
- Special tool steel, forged, oil-hardened



91 51 160



91 71 160

narrow version, with opening spring

Article No.	EAN 4003773-	↔ mm		Pliers	Head	Handles	Jaw width mm	⚖ g
91 51 160	014355	160		black atramentized	polished	plastic coated	9,5	148
91 71 160	019565	160		black atramentized	polished	plastic coated	4,0	141

91  
6

## Flat Nose Grozing Pliers

DIN ISO 5743

- with soft gripping jaws
- for trimming glass edges, e.g. when making leaded glass windows
- Special tool steel, forged, oil-hardened



91 61 160



Article No.	EAN 4003773-	↔ mm		Pliers	Head	Handles	Jaw width mm	⚖ g
91 61 160	019527	160		black atramentized	polished	plastic coated	9,5	141

92

Precision Tweezers

- smooth gripping surfaces
- non-reflective matt finished



92 02 53  
 $\sphericalangle 45^\circ$



92 02 54  
 $\sphericalangle 45^\circ$



92 02 55



92 12 52  
 $\sphericalangle 85^\circ$

**92 02 53**  
 for SMD-technology\*; angled tips, width approx. 1 mm; gripping surfaces matt finished for optimum grip; Chrome nickel steel: stainless, anti-magnetic (18/10), very popular electronics quality

**92 02 54**  
 for SMD-technology\*; angled tips, width approx. 1 mm; gripping jaws 3.5 mm wide, integrated profile for reliable gripping of cylindrical components of 0.6 mm dia.; gripping surfaces matt finished for optimum grip; Chrome nickel steel: stainless, anti-magnetic (18/10), very popular electronics quality

**92 02 55**  
 gripping jaws 3.5 mm wide, for cylindrical components of 0.8 mm dia.; serrated handles; stainless, anti-magnetic and acid-proof

**92 12 52**  
 angled tips; extra strong tips; stainless, anti-magnetic

Article No.	EAN 4003773-	↔ mm		Finish	g
92 02 53	054603	120		stainless, anti-magnetic	16
92 02 54	054610	120		stainless, anti-magnetic	15
92 02 55	054627	115		stainless, anti-magnetic, acid-proof	16
92 12 52	054658	120		stainless, anti-magnetic	20

\* SMD-Technology: technique for soldering surface mounted components on printed circuit boards without using holes

92

Precision Tweezers pointed shape

- for fine mounting work
- straight pattern
- smooth gripping surfaces
- particularly slim tips



92 22 04



92 22 06



92 22 07



92 23 05



92 24 01

**92 22 04**  
 non-reflective matt finished; gripping surfaces matt finished for optimum grip; Chrome nickel steel: stainless, anti-magnetic (18/10), very popular electronics quality

**92 22 06**  
 non-reflective matt finished; gripping surfaces matt finished for optimum grip; Chrome nickel steel: stainless, anti-magnetic (18/10), very popular electronics quality

**92 22 07**  
 non-reflective matt finished; stainless, anti-magnetic and acid-proof

**92 23 05**  
 Titanium; electrically conductive; lightweight; non-reflective matt finished; stainless, anti-magnetic and acid-proof

**92 24 01**  
 mirror finish nickel plated and polished

Article No.	EAN 4003773-	↔ mm		Finish	g
92 22 04	054665	130		stainless, anti-magnetic	20
92 22 06	054672	120		stainless, anti-magnetic	15
92 22 07	054689	115		stainless, anti-magnetic, acid-proof	12
92 23 05	054726	120		Titanium, anti-magnetic, acid-proof, stainless	10
92 24 01	054733	120		nickel plated	15



# PRECISION TWEEZERS

92

## Precision Tweezers needle-pointed shape



92 22 12  
✳️ ◁



92 22 13  
✳️ ◁



92 32 29  
✳️ ∠45° ◁



92 34 28  
✳️ ∠45° ◁

- for ultra fine mounting work
- extra fine tips
- smooth gripping surfaces
- stainless, anti-magnetic
- non-reflective matt finished

**92 22 12**  
straight pattern

**92 22 13**  
American shape, solid; straight pattern; stainless, anti-magnetic and acid-proof

**92 32 29**  
sickle-shaped tips; Chrome nickel steel: stainless, anti-magnetic (18/10), very popular electronics quality; gripping surfaces matt finished for optimum grip

**92 34 28**  
angled tips

Article No.	EAN 4003773-	↔ mm		Finish	⚖ g
92 22 12	054696	105	✳️ ◁	stainless, anti-magnetic	13
92 22 13	054702	135	✳️ ◁	stainless, anti-magnetic, acid-proof	21
92 32 29	054818	120	✳️ ∠45° ◁	stainless, anti-magnetic	16
92 34 28	054825	105	✳️ ∠45° ◁	stainless, anti-magnetic	12

92

## Precision Tweezers with centering pin pointed shape



92 22 35  
✳️ ▨



92 24 34  
✳️ ▨



92 34 36  
✳️ ∠45° ▨



92 34 37  
✳️ ∠45° ▨

- universally applicable
- narrow tips
- gripping surfaces with fine transverse serration
- serrated handles

**92 22 35**  
straight pattern; non-reflective matt finished; stainless, anti-magnetic and acid-proof

**92 24 34**  
straight pattern; nickel plated

**92 34 36**  
angled tips; nickel plated

**92 34 37**  
angled tips; black non-reflective lacquered

Article No.	EAN 4003773-	↔ mm		Finish	⚖ g
92 22 35	054719	155	✳️ ▨	stainless, anti-magnetic, acid-proof	22
92 24 34	054740	155	✳️ ▨	nickel plated	21
92 34 36	054832	155	✳️ ∠45° ▨	nickel plated	23
92 34 37	054849	155	✳️ ∠45° ▨	black lacquered	21

92

## Precision Tweezers round slim shape



92 52 23  
✳️ ◁

- round tips, approx. 2 mm wide
- smooth gripping surfaces
- stainless, anti-magnetic and acid-proof
- Chrome nickel steel, stainless, non-magnetic, acid-proof

Article No.	EAN 4003773-	↔ mm		Finish	⚖ g
92 52 23	054894	120	✳️ ◁	stainless, anti-magnetic, acid-proof	17

92

**Precision Tweezers** blunt shape



92 44 42  
✳️ 📏



92 64 43  
✳️ 📏



92 64 44  
✳️ 📏



92 70 46  
✳️ 📏



92 72 45  
✳️ 📏

- universally applicable
- straight pattern
- wide, round tips
- serrated handles

**92 44 42**  
jewellers' tweezers; round tips, approx. 2 mm wide; gripping jaws with fine crosswise serration (cross-hatched); nickel plated

**92 64 43**  
round tips, approx. 3.0 mm wide; gripping surfaces with fine transverse serration; nickel plated

**92 64 44**  
round tips, approx. 3.5 mm wide; gripping surfaces with fine transverse serration; nickel plated

**92 70 46**  
round tips, approx. 3.5 mm wide; gripping surfaces with fine transverse serration; black non-reflective lacquered

**92 72 45**  
round tips, approx. 3.5 mm wide; serrated gripping surfaces; non-reflective matt finished; stainless, anti-magnetic and acid-proof

Article No.	EAN 4003773-	↔ mm	✳️ 📏	Finish	⚖ g
92 44 42	054887	140	✳️ 📏	nickel plated	21
92 64 43	054917	120	✳️ 📏	nickel plated	17
92 64 44	054924	145	✳️ 📏	nickel plated	23
92 70 46	055075	145	✳️ 📏	black lacquered	26
92 72 45	054962	145	✳️ 📏	stainless, anti-magnetic, acid-proof	27

92

**Plastic Tweezers**



92 69 84  
✳️ 📏

- trapezoidal tips, approx. 3.5 mm wide
- serrated gripping surfaces
- serrated handles
- Tweezers body: solid plastic, temperature-resistant up to 130°C

Article No.	EAN 4003773-	↔ mm	✳️ 📏	Finish	⚖ g
92 69 84	054948	130	✳️ 📏	plastic	19

92

**Precision Tweezers** rectangular blunt



92 84 18  
✳️ 📏

- mounting tweezers
- rectangular tips, approx. 0.9 mm wide
- gripping surfaces with fine transverse serration
- nickel plated
- Spring steel, high-strength

Article No.	EAN 4003773-	↔ mm	✳️ 📏	Finish	⚖ g
92 84 18	054986	125	✳️ 📏	nickel plated	19

92

## Cross-Over Tweezers



92 94 91  
✳️ ▨



92 95 89  
✳️ ▨



92 95 90  
✳️ ∠45° ▨

- for holding small parts without finger pressure
- for efficient clamping
- nickel plated
- Spring steel, high-strength

**92 94 91**  
trapezoidal tips; straight pattern; gripping surfaces with fine transverse serration; serrated handles

**92 95 89**  
narrow tips; straight pattern; gripping surfaces with fine transverse serration; handles with plastic attachment

**92 95 90**  
narrow tips; angled tips; gripping surfaces with fine transverse serration; handles with plastic attachment

Article No.	EAN 4003773-	↔ mm		Finish	⚖ g
92 94 91	055006	160	✳️ ▨	nickel plated	35
92 95 89	055013	160	✳️ ▨	nickel plated	30
92 95 90	055020	160	✳️ ∠45° ▨	nickel plated	32

92

## Precision Tweezers insulated

IEC 60900



92 27 61  
⚡ 1000 V ✳️ ▨

- tested according IEC 60900 : 2004
- with dipped insulation
- nickel plated
- Spring steel, high-strength

**92 27 61**  
for ultra fine mounting work; extra fine tips; straight pattern; gripping surfaces matt finished for optimum grip

**92 27 62**  
straight pattern; gripping surfaces with fine transverse serration

**92 37 64**  
angled tips; gripping surfaces with fine transverse serration

**92 67 63**  
straight pattern; serrated gripping surfaces



92 27 62  
⚡ 1000 V ✳️ ▨



92 37 64  
⚡ 1000 V ✳️ ∠45° ▨



92 67 63  
⚡ 1000 V ✳️ ▨

Article No.	EAN 4003773-	↔ mm		Finish	⚖ g
92 27 61	054757	130	⚡ 1000 V ✳️ ▨	with dipped insulation	32
92 27 62	054764	150	⚡ 1000 V ✳️ ▨	with dipped insulation	35
92 37 64	054856	150	⚡ 1000 V ✳️ ∠45° ▨	with dipped insulation	34
92 67 63	054931	145	⚡ 1000 V ✳️ ▨	with dipped insulation	43

Precision Tweezers ESD



92 08 78 ESD  
 ⚡ ⚠ 45° ◁



92 08 79 ESD  
 ⚡ ⚠ ◁



92 28 69 ESD  
 ⚡ ⚠ ◁



92 28 70 ESD  
 ⚡ ⚠ ◁



92 28 71 ESD  
 ⚡ ⚠ ◁



92 28 72 ESD  
 ⚡ ⚠ ◁



92 38 75 ESD  
 ⚡ ⚠ 45° ◁



92 58 74 ESD  
 ⚡ ⚠ ◁



92 78 77 ESD  
 ⚡ ⚠ ▮



92 88 73 ESD  
 ⚡ ⚠ ▮

- Chrome nickel steel: stainless, anti-magnetic (18/10), very popular electronics quality
- ESD coating: non-reflective black, with a surface resistance of approx. 10<sup>5</sup> Ohm
- tips non-reflective brushed
- gripping surfaces matt finished for optimum grip
- Chrome nickel steel, stainless, anti-magnetic

**92 08 78 ESD**  
 for SMD-technology\*; angled tips; smooth gripping surfaces

**92 08 79 ESD**  
 shaped to grip horizontal cylindrical components of 1.0 mm dia.; smooth gripping surfaces; serrated handles

**92 28 69 ESD**  
 straight pattern; strong tip; smooth gripping surfaces

**92 28 70 ESD**  
 straight pattern; fine tip; smooth gripping surfaces

**92 28 71 ESD**  
 needle-pointed tips; straight pattern; smooth gripping surfaces

**92 28 72 ESD**  
 American shape, solid; long tips; straight pattern; smooth gripping surfaces

**92 38 75 ESD**  
 sickle-shaped tips; smooth gripping surfaces

**92 58 74 ESD**  
 round tips, approx. 2 mm wide; straight pattern; smooth gripping surfaces

**92 78 77 ESD**  
 round tips, approx. 3.5 mm wide; straight pattern; serrated gripping surfaces; serrated handles

**92 88 73 ESD**  
 rectangular tips, approx. 0.9 mm wide; gripping surfaces with fine transverse serration

Article No.	EAN 4003773-	↔ mm		Finish	⚖ g
92 08 78 ESD	054634	120	⚡ ⚠ 45° ◁	stainless, anti-magnetic, electrically dissipative	16
92 08 79 ESD	054641	120	⚡ ⚠ ◁	stainless, anti-magnetic, electrically dissipative	16
92 28 69 ESD	054771	130	⚡ ⚠ ◁	stainless, anti-magnetic, electrically dissipative	20
92 28 70 ESD	054788	110	⚡ ⚠ ◁	stainless, anti-magnetic, electrically dissipative	13
92 28 71 ESD	054795	110	⚡ ⚠ ◁	stainless, anti-magnetic, electrically dissipative	14
92 28 72 ESD	054801	135	⚡ ⚠ ◁	stainless, anti-magnetic, electrically dissipative	22
92 38 75 ESD	054863	120	⚡ ⚠ 45° ◁	stainless, anti-magnetic, electrically dissipative	17
92 58 74 ESD	054900	120	⚡ ⚠ ◁	stainless, anti-magnetic, electrically dissipative	19
92 78 77 ESD	054979	145	⚡ ⚠ ▮	stainless, anti-magnetic, electrically dissipative	27
92 88 73 ESD	054993	130	⚡ ⚠ ▮	stainless, anti-magnetic, electrically dissipative	20

\* SMD-Technology: technique for soldering surface mounted components on printed circuit boards without using holes



## CABLE AND WIRE ROPE SHEARS

94  
10

### Pipe Cutter for plastic conduit pipes (electrical installation work)



94 10 185  
MM

- for clean cutting of plastic pipes (e.g. plastic conduit pipes) with 6 - 35 mm dia.
- not suitable for cutting cables
- blade is replaceable and can be retracted from any position
- low force requirement due to special blade geometry and optimum transmission
- minimum operator fatigue due to ergonomic handle design and incremental ratchet blade feed
- Housing: die-cast aluminium, red lacquered

- Blade: special tool steel, oil-hardened



Article No.	EAN 4003773-	↔ mm		Body	Capacity Ø mm	Cutting edge length mm	⚖ g
94 10 185	047025	185	MM	die-cast aluminium body, red lacquered	6.0 - 35.0	35	583
94 19 185	047032	Spare blade for 94 10 185					

94  
15

### Cutter for ribbon cable



94 15 215  
MM

- for crushing-free cutting of ribbon cable up to 56 mm width
- exchangeable cutting base with try square for rectangular cuts
- with opening spring and locking lever
- Tool body: tool steel, rolled, oil-hardened
- Blade: standard trapezoidal blade, replaceable



Article No.	EAN 4003773-	↔ mm		Tool	Handles	Blade length mm	⚖ g
94 15 215	046011	215	MM	chrome plated	with plastic grips	56	346
94 19 215	046219	Set with 10 spare blades for 94 15 215 / 94 35 215					

94  
3

### Mitre Shears for plastic and rubber sections



94 35 215  
MM

- for crushing-free cutting of plastic, rubber and soft timber sections; also for ribbon cable up to 56 mm width
- exchangeable cutting base try square angle for 45°-cuts and markings for 60°, 75°, and 90°-cuts
- with opening spring and locking lever
- Tool body: special tool steel, rolled, oil-hardened
- Blade: standard trapezoidal blade, replaceable

Article No.	EAN 4003773-	↔ mm		Tool	Handles	Blade length mm	⚖ g
94 35 215	046028	215	MM	chrome plated	with plastic grips	56	397

95  
02

## Vinyl Shears also for cable ducts

PATENTED



95 02 10  
MM



95 02 21  
MM

- special lever transmission
- very effective blade geometry
- Tool body: high-grade chrome vanadium electric steel, oil-hardened
- Blade: special tool steel, oil-hardened

### 95 02 10

for plastic material up to approx. 6.0 mm thickness (e.g. PE with up to 63 Shore)

### 95 02 21

for cutting and shortening cable ducts, also for plastic material up to 4.0 mm thickness



95 02 10: powerful cutting of plastics up to 6.0 mm in thickness



95 02 21: blade length 110 mm for cutting wide cable ducts

Article No.	EAN 4003773-	↔ mm		Tool	Handles	Cutting capacities mm	Blade length mm	⚖ g
95 02 10	047872	225	MM	burnished	with multi-component grips	4.0 - 6.0	60	459
95 02 21	052128	275	MM	burnished	with multi-component grips	max. 4.0	110	665


95  
03

## Shears for KEVLAR® fibres



95 03 160 SB

- only for cutting fibres of KEVLAR® in optical fibre cables, not recommended for other materials
- precisely ground blades with serration prevent the fibres from slipping and guarantee a clean cut
- riveted precision joint, for low-friction movement and smooth and even cutting of the thin KEVLAR® fibres
- hard-chrome plated, ground surface
- Shears body: chrome vanadium electric steel, oil-hardened
- User-friendly handles: plastic, impact-proof



KEVLAR® is a registered trademark of E. I. du Pont de Nemours and Company

Article No.	EAN 4003773-	↔ mm	Shears	Handles	⚖ g
95 03 160 SB	043362	160	chrome plated	plastic coated	85

## 95 05 Combination Shears



95 05 140  





95 05 185  
 ∠40° 






95 05 190  


- for cutting cardboard, plastics, aluminium, brass and copper foils
- not suitable for steel wire or iron sheets
- precision ground, hardened blades
- with opening spring and locking lever
- guard prevents operators' fingers being pinched
- adjustable bolted joint
- Shears body: surgical steel, stainless, vacuum-hardened
- Handles: plastic, impact-resistant

**95 05 185**  
 angled shape - for easy execution of long cuttings;  
 ergonomically shaped plastic handles



Article No.	EAN 4003773-	↔ mm		Head	Handles	g
95 05 140	019589	140		polished	plastic coated	67
95 05 185	060277	185	∠40° 	polished	plastic coated	115
95 05 190	019602	190		polished	plastic coated	116

## 95 Cable Shears



95 05 165  





95 06 230  


- not suitable for steel wire and hard drawn copper conductors
- precision ground, hardened blades
- no crushing, slight deformation of the cable only
- guard prevents operators' fingers being pinched
- adjustable bolted joint
- Shears body: surgical steel, stainless, vacuum-hardened
- Handles: plastic, impact-proof

**95 05 165**  
 cuts cables up to 10 mm dia. / 24 mm<sup>2</sup>; with opening spring and locking lever;  
 blades made of stainless steel; oil-hardened and tempered

**95 06 230**  
 for copper single conductors up to 16 mm<sup>2</sup>, multiple stranded wires up to 50 mm<sup>2</sup>,  
 fine stranded up to 70 mm<sup>2</sup> and aluminium conductors multiple stranded wires up  
 to 70 mm<sup>2</sup>; easy cutting with one-hand operation due to high transmission ratio;  
 stainless – special grade – steel, oil-hardened and tempered

Article No.	EAN 4003773-	↔ mm		Head	Handles	Cutting capacities		AWG	g
						⊕ mm	⊕ mm <sup>2</sup>		
95 05 165	019596	165		polished	plastic coated	10	24	3	111
95 06 230	006305	230		polished	plastic insulated, VDE-tested	16	50	1/0	274



KNIPLEX

Karl Schmid

CO



## 95 Cable Shears



95 11 165



95 12 165



95 16 165



95 22 165

- for cutting copper and aluminium single conductors as well as multiple stranded cables
- not suitable for steel wire and hard drawn copper conductors
- precision ground, hardened blades
- clean and smooth cut without crushing and deformation
- easy cutting with one-hand operation
- guard prevents operators' fingers being pinched
- adjustable bolted joint, self-retaining screw
- High-grade special tool steel, forged, oil-hardened

### Style 2

internal opening spring, protected and captive



Cut performed with a Diagonal Cutter: high effort required, inaccurate cut, considerable deforming and crushing of the cable



Cut performed with a Cable Shears: easy, clean cut without any deformation of the cable

Article No.	EAN 4003773-	↔ mm		Style	Tool	Handles	Cutting capacities		AWG	 g
							 Ø mm	 mm <sup>2</sup>		
95 11 165	040323	165		1	burnished	plastic coated	15	50	1/0	215
95 12 165	029182	165		1	burnished	with multi-component grips	15	50	1/0	250
95 16 165	039648	165		1	chrome plated	insulated with multi-component grips, VDE-tested	15	50	1/0	262
95 21 165	069805	165		2	burnished	plastic coated	15	50	1/0	215
95 22 165	069812	165		2	burnished	with multi-component grips	15	50	1/0	254
95 26 165	069980	165		2	chrome plated	insulated with multi-component grips, VDE-tested	15	50	1/0	275

95  
1

## Cable Shears with twin cutting edge

(PATENTED)



95 11 200



95 12 200



95 16 200



95 17 200



The twin cutting edge allows a comfortable handle position in all cutting situations within the specified cutting capacity.

- for cutting copper and aluminium cables
- not suitable for steel wire and hard drawn copper conductors
- precision ground, hardened blades
- clean and smooth cut without crushing and deformation
- by dividing the cutting actions into initial cut (insulating sheath in the front cutting area) and final cut (conductor in the back cutting area), cables up to Ø 20 mm can be cut in one-hand operation
- less effort required due to favourable lever ratio and optimised cutting-edge geometry
- guard prevents operators' fingers being pinched
- adjustable bolted joint, self-retaining screw
- High-grade special tool steel, forged, oil-hardened



**Initial cut:**  
using the front cutting edge to cut the insulating sheath on larger cable diameters leaves an ergonomic handle opening width.



**Final cut:**  
after cutting the sheath in the front profile the cut is finished through the metal part of the cable in the rear profile. Initial cut in the front profile, final cut in the rear profile – to keep it as easy as possible.

Article No.	EAN 4003773-	↔ mm		Tool	Handles	Cutting capacities		AWG	g
						⊕ Ø mm	⊕ mm <sup>2</sup>		
95 11 200	043928	200	⊕ ⊕	burnished	plastic coated	20	70	2/0	283
95 12 200	047834	200	⊕ ⊕	burnished	with multi-component grips	20	70	2/0	324
95 16 200	026761	200	⚠ 1000V ⊕ ⊕ ⊕ ⊕	chrome plated	insulated with multi-component grips, VDE-tested	20	70	2/0	340
95 17 200	026952	200	⚠ 1000V ⊕ ⊕ ⊕ ⊕	chrome plated	with dipped insulation, VDE-tested	20	70	2/0	360

95

## Cable Shears



95 12 500



95 17 500



- for cutting copper and aluminium conductors as well as multiple stranded cables
- not suitable for steel wire and wire ropes
- precision ground, hardened blades
- clean and smooth cut without crushing and deformation
- low handforce required due to favourable lever ratio and special blade geometry
- short design, length only 500 mm
- low weight
- guard prevents operators' fingers being pinched
- adjustable bolted joint
- Cutter head: vanadium electric steel, forged, oil-hardened
- Handles: aluminium tube, high-strength



Large cutting capacity:  
max. 27 mm dia. / 150 mm<sup>2</sup>

Article No.	EAN 4003773-	↔ mm		Head	Handles	Cutting capacities		AWG	⚖ g
						⊕ Ø mm	⊕ mm <sup>2</sup>		
95 12 500	069966	500	⊕ ⊕	burnished	with multi-component grips	27	150	5/0	1090
95 17 500	026785	500	⚠ 1000V ⊕ ⊕	polished	with dipped insulation, VDE-tested	27	150	5/0	1477

95

## Cable Shears



95 21 600



- for cutting copper and aluminium conductors as well as multiple stranded cables
- not suitable for steel wire and wire ropes
- precision ground, hardened blades
- clean and smooth cut without crushing and deformation
- favourable transmission ratio due to double lever
- guard prevents operators' fingers being pinched
- adjustable bolted joint
- bolted cutter head, replaceable
- Blade head: high-grade chrome vanadium electric steel, forged, oil-hardened
- Handles: steel tube


Article No.	EAN 4003773-	↔ mm		Head	Handles	Cutting capacities		AWG	⚖ g
						⊕ Ø mm	⊕ mm <sup>2</sup>		
95 21 600	025252	600	⊕ ⊕	polished	with plastic grips	27	150	5/0	1836
95 27 600	021797	600	⚠ 1000V ⊕ ⊕	polished	with dipped insulation, VDE-tested	27	150	5/0	2301

95 29 600 021803 Spare cutter head for 95 21 600 / 95 27 600


95  
3

## Cable Cutters (ratchet action)

(PATENTED)



95 31 250



95 31 280



95 36 250



- for cutting copper and aluminium single conductors as well as multiple stranded cables
- not suitable for steel wire and wire ropes
- precision ground, hardened blades
- clean and smooth cut without crushing and deformation
- one-hand operation using ratchet principle
- little handforce required due to very high transmission ratio
- two-stage ratchet drive for easy cutting
- simple handling as a result of low weight and compact design – can be used even in confined areas
- guard prevents operators' fingers being pinched
- High-grade special tool steel, forged, oil-hardened

95 31 / 36 280

suitable for aluminium sector cable up to 4 x 150 mm<sup>2</sup>



95 31 280: Large cutting capacity: maximum 52 mm dia. / 380 mm<sup>2</sup>



Ratchet principle and two-stage ratchet drive for easier cutting



95 31 250 / 280:

Fixed handle with support area as an aid to position the cutters on a flat surface

Article No.	EAN 4003773-	↔ mm	Icons	Tool	Handles	Cutting capacities		MCM	g
						∅ mm	mm <sup>2</sup>		
95 31 250	043935	250	⊕ MM	black lacquered	with multi-component grips	32	240	500	676
95 31 280	043942	280	⊕ MM	black lacquered	with multi-component grips	52	380	750	860
95 36 250	026884	250	⚡ 1000V ⊕ MM	black lacquered	insulated with multi-component grips, VDE-tested	32	240	500	652
95 36 280	026891	280	⚡ 1000V ⊕ MM	black lacquered	insulated with multi-component grips, VDE-tested	52	380	750	835

95 39 250 022244 Movable spare blade for 95 31 250 / 95 36 250

95 39 280 025283 Movable spare blade for 95 31 280 / 95 36 280



95  
32

## Cable Shears (ratchet action)

with telescopic handles



95 32 038



Handles adjustable in length and angular position for easier work: set the handle length to the optimum lever for powerful cutting; put the handles at an angle for a comfortable gripping position

### Cable shears with adjustable telescopic handles allowing angular positioning

- for cable diameters up to 38 mm, handles can be positioned at an angle to set the optimum handle width, which makes the shear also suitable for work in confined areas
- comfortable work thanks to ratchet action and low weight
- heavy duty telescopic handles made of oval aluminium tubing; extendable up to 770 mm for maximum leverage on large cable diameters; retractable down to 570 mm for minimum space requirements during transport
- replaceable cutting head
- extensive cutting range up to max. Ø 38 mm or max. 280 mm<sup>2</sup> (e.g. 4 x 70 mm<sup>2</sup> NYY) in copper and aluminium cables
- easier, neater cut due to optimised cutting-edge geometry
- adjustable bolted joint
- Cutting head: special quality high-grade tool steel, oil-hardened
- Handles: high-strength oval aluminium tubing



Setting of a favourable handle width



After the first partial cut, the handles open by ratchet action



Repeat cutting and opening actions until the cable is cut through

with adjusting button



Article No.	EAN 4003773-	↔ mm	Head	Handles	Cutting capacities		MCM	g
					Ø mm	mm <sup>2</sup>		
95 32 038	071556	570	burnished	with multi-component grips	38	280	550	1980

95 39 038 073260 Spare cutter head for 95 32 038

95  
32

## Cable Cutters (ratchet action)

with telescopic handles



95 32 060



- handle length with multiple position adjustment from 400 - 600 mm (short transport length, individual adaptation to working conditions)

- for copper and aluminium single conductors as well as multiple stranded cables – also with hard rubber or plastic sheath
- not suitable for steel wire and wire ropes
- also suitable for cables with iron sheath reinforcement
- little hand force required for cutting due to optimum transmission ratio
- high cutting capacity due to two-hand operation and ratchet action
- the blade can be opened in any cutting position
- Blade: special-quality high-grade tool steel, oil-hardened
- Handles: high-strength oval aluminium tubing



95 32 060  
tool in length: 630 to 830 mm;  
weight only approx. 3820 g

previous  
with steel  
tubing



new  
with heavy-duty aluminium  
telescopic handles




30 % weight reduction

Article No.	EAN 4003773-	↔ mm	⊕ ⊗	Head	Handles	Cutting capacities		MCM	⚖ g
						⊕ Ø mm	⊗ mm <sup>2</sup>		
95 32 060	071563	630	⊕ ⊗	burnished	with multi-component grips	60	740	1400	3820
95 32 100	071570	680	⊕ ⊗			100	960	1900	4980
95 39 720	025290	Movable spare blade for 95 31 720 / 95 32 060							
95 39 870	025306	Movable spare blade for 95 31 870 / 95 32 100							

95  
6

## Wire Rope Shears forged

double function: neat cutting, precise crimping



95 61 190



95 62 190



Cuts all wire ropes without splaying, including those that are extremely strong, such as for example tyre cord

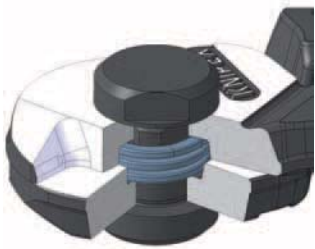
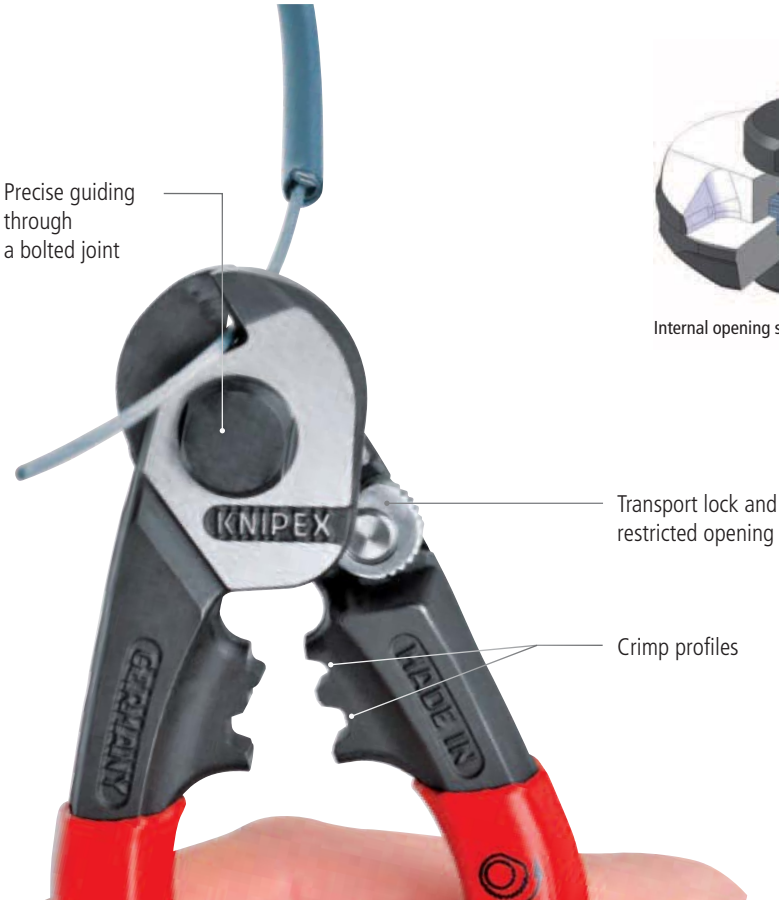
- with two crimping dies for end caps on Bowden cable sheaths and end ferrules for traction cables
- comfortable work thanks to handy, slim design and internal opening spring
- bolted joint for precise blade guidance, re-adjustable
- high leverage for reduced effort
- cutting-edge hardness approx. 64 HRC
- Chrome vanadium heavy-duty steel, forged, oil-hardened



Crimping of the end ferrule onto the traction cable



Crimping of the end caps on the Bowden cable sheath



Internal opening spring



Article No.	EAN 4003773-	↔ mm	Head	Handles	Cutting capacities				g
					⊕ Ø mm	⊗ Ø mm	◐ Ø mm	○ Ø mm	
95 61 190	040651	190	polished	plastic coated	7	6	4.0	2.5	314
95 62 190	071976	190	polished	with multi-component grips	7	6	4	2.5	314

95  
6

## Bowden Cable Cutter



95 61 150

- for Bowden cables and soft wire rope up to 3.0 mm dia. (also V2A)
- smooth and clean cutting due to special shape of the cutting edges
- sickle shape cutting edges surround the material and prevent the wire rope fanning out
- little handforce required due to very high transmission ratio
- with opening spring and locking device
- cutting edges additionally induction hardened

- High-grade special tool steel, forged, oil-hardened



Article No.	EAN 4003773-	↔ mm	Shears	Head	Handles	Cutting capacities Ø mm	⚖ g
95 61 150	065197	150	black atramentized	polished	plastic coated	3	205

95

## Wire Rope and ACSR-Cable Cutters



95 71 600

- for wire ropes and steel rods, copper and aluminium cables
- suitable for cutting overhead cables with strain relief wire (ACSR-cables)
- angular cutting blades allow cutting of single rope wire
- optimum transmission ratio for high cutting performance
- bolted cutter head, replaceable
- low weight
- Cutter head: high-grade special tool steel, oil-hardened
- Handles: aluminium, high-strength



95 77 600  
 1000 V

**95 81 600**  
 with reinforced cutter head for higher performance, also cuts piano wire

Article No.	EAN 4003773-	↔ mm		Head	Handles	Cutting capacities				AWG	⚖ g
						mm²	Ø mm	Ø mm	Ø mm		
95 71 445	014522	445		polished	with plastic grips	95	10.0	7.0		3/0	1083
95 71 600	014539	600		polished	with plastic grips	150	14.0	9.0		5/0	1716
95 77 600	025313	600		polished	with dipped insulation	150	14.0	9.0		5/0	2359
95 81 600	025344	600		polished	with plastic grips	150	16.0	10.0	4.5	5/0	2256

95 79 445	025320	Spare cutter head for 95 71 445									
95 79 600	025337	Spare cutter head for 95 71 600 / 95 77 600									
95 89 600	025351	Spare cutter head for 95 81 600									



97  
00

## Crimp Grip Pliers



97 00 215 A



- for solder-free electrical connections
- quick release lever
- high contact pressure with minimum handforce using toggle lever transmission
- reproducible crimping quality with high tensile strength because of zero point lock
- adjustable crimping pressure
- Special steel, high-strength

97 00 215 D

crimps conductor and insulation in one single operation


Article No.	EAN 4003773-	↔ mm	Pliers	Head	Handles		Applications	Capacity mm <sup>2</sup>	AWG	Number of crimping positions	g
97 00 215 A	006497	215	MM	burnished			insulated terminals and plug connectors	0.5 - 6.0	20 - 10	3	520
97 00 215 B	006503	215	MM	burnished	nickel plated		non-insulated open plug-type connectors (plug width 6.3 mm)	0.5 - 6.0	20 - 10	3	520
97 00 215 D	006527	215	MM	burnished			insulated terminals and plug connectors	0.5 - 6.0	20 - 10	3	513

97  
2

## Crimping Pliers



97 21 215



97 22 240



- for cutting cables, stripping wire and crimping insulated and non-insulated terminals, connectors and plug type connectors
- with threaded holes for cutting copper and brass screws threaded M 2.6 / 3.0 / 3.5 / 4.0 and 5.0 mm
- Special steel, high-strength



Article No.	EAN 4003773-	↔ mm	Pliers	Handles		Applications	Capacity mm <sup>2</sup>	AWG	Number of crimping positions	g
97 21 215	019688	215	burnished	with plastic grips		insulated terminals and plug connectors	0.75 - 6.0	18 - 10	3	224
97 21 215 B	019695	215	burnished	with plastic grips		non-insulated open plug-type connectors (plug width 6.3 mm)	0.5 - 2.5	20 - 13	3	221
97 21 215 C	019701	215	burnished	with plastic grips		non-insulated terminals and plug connectors	0.5 - 6.0	20 - 10	3	222
97 22 240	070726	240	black lacquered	with multi-component grips		insulated terminals and plug connectors	0.75 - 6.0	18 - 10	3	300
						non-insulated open plug-type connectors (plug width 6.3 mm)	0.5 - 6.0	20 - 10	3	

97  
32

## Crimping Pliers



97 32 225



- for cutting cables, stripping wire and crimping insulated and non-insulated terminals and connectors
- with threaded holes for cutting copper and brass screws threaded M 2.6 / 3.0 / 3.5 / 4.0 and 5.0 mm
- Special steel, high-strength

Article No.	EAN 4003773-	↔ mm	Pliers	Handles			Applications	Capacity mm <sup>2</sup>	AWG	Number of crimping positions	⚖ g
97 32 225	019718	225	MM	burnished			insulated terminals and plug connectors	0.5 - 6.0	20 - 10	3	240
							non-insulated terminals and plug connectors	0.5 - 2.5	20 - 13	3	


97  
40

## Insertion tool for LSA-Plus and identical



97 40 10

- tool for putting on boards, sockets and fields
- pushing down and cutting in one operation
- for UTP and STP cables, conductor 0.4 - 0.8 mm dia.
- with integrated pulling hook and release blade
- Housing: plastic, impact-proof



Putting down and cutting the cable in one operation



With integrated pulling hook

Article No.	EAN 4003773-	↔ mm	Head	Applications	Capacity Ø mm	⚖ g
97 40 10	044895	175	burnished	UTP- and STP-cables, LSA-Plus and identical	0.4 - 0.8	100

97  
33

## KNIPEX MultiCrimp®

Crimping Pliers with quick changer magazine



97 33 01



97 33 02



97 33 01

Crimping pliers with round magazine and three interchangeable die sets for non-insulated open plug connectors (4.8 + 6.3 mm width) from 0.5 - 6.0 mm<sup>2</sup>; insulated terminals + plug connectors from 0.5 - 6.0 mm<sup>2</sup>; end sleeves (ferrules) from 0.25 - 6.0 mm<sup>2</sup>

97 33 02

Crimping pliers with round magazine and five interchangeable die sets for non-insulated open plug connectors (4.8 + 6.3 mm width) from 0.5 - 6.0 mm<sup>2</sup>; insulated terminals + plug connectors from 0.5 - 6.0 mm<sup>2</sup>; end sleeves (ferrules) from 0.25 - 6.0 mm<sup>2</sup>; non-insulated terminals and plug connectors from 0.5 - 10 mm<sup>2</sup>; non-insulated butt connectors from 1.5 - 10 mm<sup>2</sup>

The MultiCrimp® Pliers are not available in the U.S.A.



Compact, inexpensive and light-weight crimping pliers for fitting and repairs. The electrician needs only one tool now instead of five as before.

- just one tool for the most common crimping applications
- crimping dies changed quickly and easily without any additional tool
- secure and protected storage of the interchangeable dies in a round magazine
- comfortable, powerful crimping pliers in professional quality
- same reliable crimping results as with fixed crimping dies
- repetitive, high crimping quality due to precision dies and integral lock (self-releasing mechanism)
- Chrome vanadium electric steel in special quality, oil-hardened
- Round magazine: plastic, fibreglass-reinforced



Changing position: service lever opens out for parallel jaw positioning



Changing the crimping dies: unlock the magazine position, take out the set of dies which the pliers have been pushed on



Fold in the service lever and press the pliers – ready for use again

# CRIMPING PLIERS



Magazine for crimping dies can be carried on a belt



Clearly visible marking on the crimping dies with pictograms

The MultiCrimp® Pliers are not available in the U.S.A.

Article No.	EAN 4003773-	↔ mm		Pliers	Handles			Applications	Capacity mm <sup>2</sup>	AWG	Number of crimping positions	⚖ g
97 33 01	066927	250	MM	burnished	with multi-com- ponent grips			non-insulated, open plug-type connectors	0.5 - 6.0	20 - 10	3	770
								insulated terminals and plug connectors	0.5 - 6.0	20 - 10	3	
								End Sleeves (ferrules)	0.25 - 6.0	23 - 10	5	
97 33 02	066934	250	MM	burnished	with multi-com- ponent grips			non-insulated, open plug-type connectors	0.5 - 6.0	20 - 10	3	870
								insulated terminals and plug connectors	0.5 - 6.0	20 - 10	3	
								End Sleeves (ferrules)	0.25 - 6.0	23 - 10	5	
								non-insulated terminals and plug connectors	0.5 - 10.0	20 - 7	4	
								non-insulated butt connectors	1.5 - 4.0 6.0 + 10.0*	15 - 11 10 + 7	3 2	
97 39 05	070078	Crimping dies for non-insulated open plug-type connectors 4.8 + 6.3 mm										
97 39 06	070085	Crimping dies for insulated terminals + plug connectors										
97 39 08	070092	Crimping dies for end sleeves (ferrules)										
97 39 13	070108	Crimping dies for non-insulated terminals + plug connectors										
97 39 30	070115	Crimping dies for non-insulated butt connectors										
97 39 90	070061	Quick Changer Magazine empty										

\* compression joints in conformance to DIN 46267



97  
43

## Crimp System Pliers

for exchangeable crimping dies

PATENTED



With the possibility of crimping almost all currently available crimping connections with just one tool and state-of-the-art crimping pliers technology, the crimping system pliers solves almost all tasks in mobile and stationary crimping technology and is an excellent tool for professionals to use for standard crimping.



97 43 200  
M



97 43 200 A  
M

- just one tool for almost 1000 crimping applications
- almost parallel crimping die movement
- repetitive, high crimping quality due to precision dies and integral lock (self-releasing mechanism)
- crimping pressure has been set precisely (calibrated) in the factory, re-adjustable
- optimum transmission of force due to lever action for fatigue-reduced operation
- ergonomically designed handles
- different locators for precise positioning of the connectors
- crimping dies for applications not covered in the range offered here, may be available on request
- Chrome vanadium electric steel in special quality, oil-hardened

### 97 43 200

comes in a plastic case; foam insert with recesses for crimping dies and locators; with service tool (Allen key), screws and nuts; without crimping dies

### 97 43 200 A


Pliers without crimping dies, without case

### 97 43 05

with attached crimping dies for non-insulated open plug-type connectors (4.8 and 6.3 mm connector width)

### 97 43 06


with attached crimping dies for insulated terminals and plug connectors



Crimp System Pliers 97 43 200 with crimping dies 94 49 30 for non-insulated butt connectors



Crimp System Pliers 97 43 200 with crimping dies 97 49 35 for spark plug connectors



97 43 200 with crimping dies 97 49 61 and revolvable locator 97 49 90 for turned types of connectors with varying pin diameters



97 43 400 Crimp System Pliers with crimping dies 97 49 24 and locator 97 49 93 for D-Sub plugs

Article No.	EAN 4003773-	↔ mm			Pliers	Handles	Applications	Capacity mm <sup>2</sup>	AWG	Number of crimping positions	g
97 43 200	030812	200	M		burnished	with multi-component grips	see crimping dies table				988
97 43 200 A	071587	200	M		burnished	with multi-component grips	see crimping dies table				574
97 43 05	031031	200	M		burnished	with multi-component grips	Crimp System Pliers for non-insulated open plug-type connectors (4.8 and 6.3 mm connector width)	0.5 - 6.0	20 - 10	3	618
97 43 06	031048	200	M		burnished	with multi-component grips	Crimp System Pliers for insulated terminals and plug connectors	0.5 - 6.0	20 - 10	3	610

## Crimping Dies for Crimp System Pliers

Special profiles  
on request

Article No.	EAN 4003773-		Applications	Capacity mm <sup>2</sup>	AWG	Capacity SW mm	Sleeves Ø mm	Number of crimping positions	g
97 49 04	030850		non-insulated Plug Connectors	0.1 - 2.5	27 - 13			4	42
97 49 05	030867		non-insulated Plug Connectors	0.5 - 6.0	20 - 10			3	46
97 49 06	030836		insulated terminals and plug connectors	0.5 - 6.0	20 - 10			3	45
97 49 08	030874		End Sleeves (ferrules)	0.25 - 6.0	23 - 10			5	49
97 49 09	030881		End Sleeves (ferrules)	10 / 16 / 25	7 / 5 / 3			3	50
97 49 13	030843		non-insulated terminals and plug connectors	0.5 - 10.0	20 - 7			4	37
97 49 15	043164		lug connectors and non-insulated open plug type connectors (plug width 6.3 mm)	1.25-2.5 + 3.0-6.0	17 - 13; 12 - 9			2 + 1	56
97 49 16	040675		insulated terminals and plug connectors	10.0 - 16.0	7 / 5			2	46
97 49 18	063186		Twin end sleeves (ferrules) for two flexible conductors	2x6 / 10 / 16	10 / 7 / 5			3	48
97 49 19	030898		End Sleeves (ferrules)	35 - 50	2 / 0			2	46
97 49 20	045069		F-connectors for TV and satellite connections			7.0; 8.4; 8.1	7.7; 9.5; 9.5	3	50
97 49 23	052135		non-insulated terminals and plug connectors	16 + 25	5 + 3			2	45
97 49 24	030911		D Sub; HD 20; HDE plug	0.03 - 0.56	32 - 20			3	41
97 49 30	030904		non-insulated butt connectors	1.5 - 4.0 6.0 + 10.0*	15 - 11 10 + 7			3 2	37
97 49 35	034315		spark plug connectors and distributors	1	17			5	52
97 49 40	030959		Coax connectors RG 58, 59, 62, 71, 223			5.4; 6.48; 1.72	6.4; 7.6; 2.1	3	57
97 49 44	041443		rolled contacts	0.14 - 1.5	26 - 15			3	45
97 49 50	030966		Coax connectors / Car phone RG 58, 174, 188, 316			3.25; 4.52; 5.41; 1.72; 1.07	3.9; 5.4; 6.4; 2.1; 1.3; 0.95	6	48
97 49 54	041450		modular plugs	0.5 - 2.5	20 - 13			4	49
97 49 59	073734		solar cable connectors Helios H4 (Amphenol)	2.5 + 4.0 + 6.0 mm <sup>2</sup>	13 - 10			3	35
97 49 60	030928		turned contacts (HTS + Harting)	0.14 - 4.0	26 - 11			4	53
97 49 62	063179		solar cable connectors (Huber + Suhner)	2.5 + 4.0	13 + 11			3	41
97 49 63	066675		solar cable connectors (Huber + Suhner)	4.0 + 6.0	11 + 10			3	33
97 49 64	044055		ABS connectors	1.0 - 6.0	17 - 10			2	73
97 49 65	066682		solar cable connectors MC3 (Multi-Contact)	2.5 - 6.0	13 - 10			3	33
97 49 66	066699		solar cable connectors MC4 (Multi-Contact)	2.5 - 6.0	13 - 10			3	33
97 49 66 4	072096		solar cable connectors MC4 (Multi-Contact) cutting - stripping - crimping	4.0	11			1	35
97 49 66 6	072102		solar cable connectors MC4 (Multi-Contact) cutting - stripping - crimping	6.0	10			1	35
97 49 67	066705		solar cable connectors (Hirschmann)	2.5 - 6.0	13 - 10			3	33
97 49 68	066712		solar cable connectors (Tyco)	1.5 - 6.0	15 - 10			4	33
97 49 69 1	072119		solar cable connectors (Wieland)	1.5 - 2.5	15 + 13			2	35
97 49 69 2	072126		solar cable connectors (Wieland)	4.0 - 10.0	11 - 7			3	35
97 49 70	030942		Western plugs	4, 6, 8-poles RJ 10 / 11 / 12 / 45				3	72
97 49 74	044062		unshielded Molex plugs	4, 6, 8-poles RJ 10 / 11 / 12 / 45				3	42
97 49 76	047513		shielded Stewart plugs					2	50
97 49 81	042778		Harting connectors for fibre optics			3.0; 4.95; 6.5	3.5; 6.0; 7.5	3	52
97 49 82	042785		Telegärtner connectors for fibre optics			3.25; 3.65; 4.52	3.6; 4.0; 5.4	3	58




SOLAR CONNECTORS

SOLAR CONNECTORS

\* compression joints in conformance to DIN 46267

97  
49

## Crimping Dies for Crimp System Pliers

Article No.	EAN 4003773-		Applications	Capacity mm <sup>2</sup>	AWG	Capacity SW mm	Sleeves Ø mm	Number of crimping positions	g
97 49 83	044079		F-SMA, ST-, SC + STSC/K-connectors for fibre optics			3.65; 4.2; 5.0	4.3; 5.4; 6.0	3	60
97 49 84	042792		Harting/Suhner connectors for fibre optics			3.8; 4.3; 4.95	4.5; 5.2; 6.0	3	52
97 49 87	043331		F-SMA, ST and MIC connectors for fibre optics			8.7	9.5	1	46

\* compression joints in conformance to DIN 46267

97

## Locators for crimping pliers and crimping dies


Article No.	EAN 4003773-	Applications	g
97 49 59 1	073741	Locator for 97 49 59	55
97 49 65 1	066729	Locator for 97 49 65 (solar cable connectors MC3)	72
97 49 66 1	066736	Locator for 97 49 66 (solar cable connectors MC4)	72
97 49 68 1	066743	Locator for 97 49 68 (solar cable connectors Solarlok)	72
97 49 69 11	072133	Locator for 97 49 69 1 and 97 49 69 2	55
97 49 90	031017	Locator for 97 49 60 (HTS+Harting)	69
97 49 93	047926	Locator for 97 49 24 (D-Sub-plugs)	39
97 49 94	030997	Locator for 97 49 04 / 97 52 04 / 97 52 34	69
97 49 95	031000	Locator for 97 49 05 / 97 52 05 / 97 52 35	22
97 59 65 2	071600	Locator for 97 52 65 / 97 52 65 A / 97 52 65 DG / 97 52 65 DG A	237



Locator 97 59 65 2 for four-mandrel crimping pliers, adjustable in length and diameter for various plugs

97

## Mounting Tool for MC3 connectors



97 49 65 2

- for easy and quick assembly of MC3 solar cable connectors
- for fit solar sleeves for connectors from 2.5 to 10.0 mm<sup>2</sup>
- three capsules (2.5 / 4.0; 6.0; 10.0 mm<sup>2</sup>) for pulling on the sleeves, integrated in the detachable handle
- Body: plastic, fibreglass-reinforced



The assembly tool comes with three torpedo mandrels for the various cable cross-sections

### SOLAR TOOL

Article No.	EAN 4003773-	↔ mm	Capacity mm <sup>2</sup>	g
97 49 65 2	072010	325	2.5 - 10.0	460

97

## Set of Mounting Tools

for solar cable connectors MC4 (Multi-Contact)



97 49 66 2

- set of two mounting tools
- to tighten cable glands of MC4 solar plugs
- to open the locking of MC4 housings (even in case of mounted lock clip)
- Tool: plastic, fibreglass reinforced

### SOLAR TOOL

Article No.	EAN 4003773-	↔ mm	g
97 49 66 2	074106	115	18

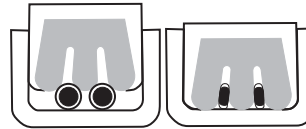
97  
50

## Crimping Pliers for Scotchlok connectors with side cutter

- for crimping plastic-insulated telecommunication or signal cables using the U-contact principle in single Scotchlok connectors
- no stripping necessary, U-shaped elements establish the connection
- cutting edges additionally induction hardened
- with opening spring
- Vanadium electric steel; forged, oil-hardened



97 50 01




Article No.	EAN 4003773-	↔ mm			Head	Handles	Applications	Capacity Ø mm	⚖ g
97 50 01	028239	155	MM		polished	plastic coated	Scotchlok single connector	0.4 - 1.1	135

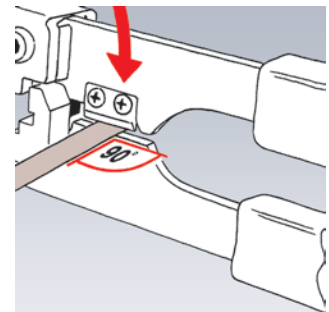
97  
51

## Crimping Pliers for Western plugs

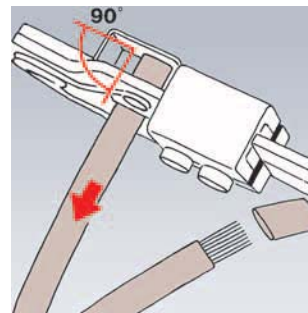
- for cutting and stripping unshielded ribbon telephone cables
- for crimping 4-pole Western plugs type RJ 10 (7.65 mm wide)
- Chrome vanadium electric steel in special quality, oil-hardened



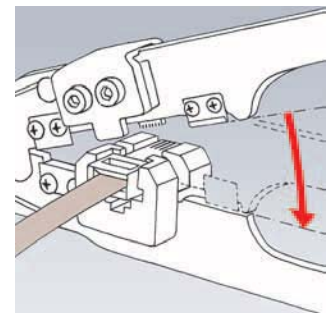
97 51 04



Cut cables



Strip cables



Crimp Western plugs

Article No.	EAN 4003773-	↔ mm				Pliers	Handles	Capacity	Number of crimping positions	⚖ g
97 51 04	028048	190	MM			burnished	with plastic grips	RJ 10 (4-poles) 7.65 mm	1	218

97 59 06 029700 4 spare blades for 97 51 04 / 97 51 10



97  
51

## Crimping Pliers for Western plugs



97 51 10



- professional tool for cutting and stripping unshielded ribbon telephone cables
- for crimping 6- and 8-pole Western plugs type RJ 11/12 (9.65 mm width) and type RJ 45 (11.68 mm width)
- exact crimping process due to parallel crimping
- repetitive, high crimping quality due to integral lock (self-releasing mechanism)
- with length cutter and dismantling knife for ribbon cables 6 and 12 mm length
- with additional stripping device for round cables
- Chrome vanadium electric steel in special quality, oil-hardened



Article No.	EAN 4003773-	↔ mm				Pliers	Handles	Capacity	Number of crimping positions	g
97 51 10	043171	190	MM			burnished	with multi-component grips	RJ 11/12 (6-poles) 9.65 mm RJ 45 (8-poles) 11.68 mm	2	340
97 59 06	029700	4 spare blades for 97 51 04 / 97 51 10								

97  
51

## Crimping Pliers for Western plugs



97 51 12



- professional tool for cutting and stripping unshielded ribbon telephone cables
- for crimping 4-, 6- and 8-pole Western plugs type RJ 10 (7.65 mm width), type RJ 11/12 (9.65 mm width) and type RJ 45 (11.68 mm width)
- exact crimping process due to parallel crimping
- repetitive, high crimping quality due to integral lock (self-releasing mechanism)
- optimum transmission of force due to toggle lever action for fatigue-reduced operation
- with length cutter and dismantling knife for ribbon cables 6 and 12 mm length
- with additional stripping device for round cables
- Chrome vanadium electric steel in special quality, oil-hardened



Article No.	EAN 4003773-	↔ mm				Pliers	Handles	Capacity	Number of crimping positions	g
97 51 12	043188	200	MM			burnished	with multi-component grips	RJ 10 (4-poles) 7.65 mm RJ 11/12 (6-poles) 9.65 mm RJ 45 (8-poles) 11.68 mm	3	522
97 59 12	069997	Spare blades for 97 51 12								

97  
52

## Crimping Pliers also for two-hand operation



97 52 04  
MM



97 52 06  
MM



97 52 09  
MM



97 52 10  
MM



First step: move the handle with two fingers only until both jaws touch the connector to be crimped



Second step: now use the whole hand for further crimping procedure



Third step: when greater hand force is required, such as e.g. when crimping insulated connectors 6.0 mm<sup>2</sup>, two-hand operation is possible by the longer handles

- for solder-free electrical connections
- the ingenious lever transmission reduces the handforce up to 30 % compared with regular crimping pliers
- repetitive, high crimping quality due to precision dies and integral lock (self-releasing mechanism)
- crimping pressure has been set precisely (calibrated) in the factory, re-adjustable
- two-hand operation for easy crimping of large conductor diameters
- easy handling as a result of well balanced centre of gravity, angled head and ergonomically shaped handles
- Chrome vanadium electric steel in special quality, oil-hardened

Article No.	EAN 4003773-	↔ mm	Pliers	Handles	Applications	Capacity mm <sup>2</sup>	AWG	Number of crimping positions	g
97 52 04	025450	250	MM	burnished with non-slip plastic grips	non-insulated, open plug-type connectors	0.1 - 2.5	27 - 13	4	562
97 52 05	025467	250	MM	burnished with non-slip plastic grips	non-insulated, open plug-type connectors	0.5 - 6.0	20 - 10	3	572
97 52 06	025474	250	MM	burnished with non-slip plastic grips	insulated terminals and plug connectors	0.5 - 6.0	20 - 10	3	565
97 52 08	025481	250	MM	burnished with non-slip plastic grips	End Sleeves (ferrules)	0.25 - 6.0	23 - 10	5	565
97 52 09	025498	250	MM	burnished with non-slip plastic grips	End Sleeves (ferrules)	10 / 16 / 25	7 / 5 / 3	3	571
97 52 10	023678	250	MM	burnished with non-slip plastic grips	Coax-, BNC- and TNC-connectors			3	577
97 52 13	048084	250	MM	burnished with non-slip plastic grips	non-insulated terminals and plug connectors	0.5 - 10.0	20 - 7	4	558
97 52 19	052142	250	MM	burnished with non-slip plastic grips	End Sleeves (ferrules)	35 + 50	2 + 0	2	567
97 52 23	052159	250	MM	burnished with non-slip plastic grips	non-insulated terminals and plug connectors	16 + 25	5 + 3	2	565

97 49 94 030997 Locator for 97 49 04 / 97 52 04 / 97 52 34

97 49 95 031000 Locator for 97 49 05 / 97 52 05 / 97 52 35

97  
52


## Crimping Pliers short design



97 52 14



- repetitive, high crimping quality due to precision dies and integral lock (self-releasing mechanism)
- crimping pressure has been set precisely (calibrated) in the factory, re-adjustable
- optimum transmission of force due to toggle lever action for fatigue-reduced operation
- good handling due to 20° angled head, low weight and short design
- Chrome vanadium electric steel in special quality, oil-hardened



**97 52 14**

available as accessory: locator for non-insulated open plug-type connectors

Article No.	EAN 4003773-	↔ mm	⌘	Pliers	Handles			Applications	Capacity mm <sup>2</sup>	AWG	Number of crimping positions	⚖ g
97 52 14	026808	195	⌘	burnished	with multi-component grips			non-insulated open plug type connectors (plug width 2.8 + 4.8 mm)	0.10 - 1.5	27 - 16	4	387
97 52 20	026853	195	⌘	burnished	with multi-component grips			Coax-, BNC- and TNC-connectors RG 58/59/62/71/223			3	380
97 59 14	026976	Locator for 97 52 14										

97  
52

## KNIPEX PreciForce® Crimping Pliers



For daily crimping applications, the specialist likes crimping pliers that work precisely and reliably. In addition, they should be light, comfortable to use, robust and reasonably priced: PreciForce®.



97 52 34




97 52 36



97 52 38



97 52 36



97 52 37

- repetitive, high crimping quality due to precision dies and integral lock (self-releasing mechanism)
- crimping pressure has been set precisely (calibrated) in the factory, re-adjustable
- high transmission of force thanks to toggle lever action for fatigue-reduced working
- good handling thanks to favourable handle position, low weight, compact design and ergonomically shaped handles
- Chrome vanadium electric steel in special quality, oil-hardened

Article No.	EAN 4003773-	↔ mm	Pliers	Handles		Applications	Capacity mm <sup>2</sup>	AWG	Number of crimping positions	△ g
97 52 30	051855	220	W	burnished	with multi-component grips	non-insulated butt connectors	1.5 - 4.0 6.0 + 10.0*	15 - 11 10 + 7	3 2	477
97 52 33	051862	220	W	burnished	with multi-component grips	non-insulated terminals and plug connectors	0.5 - 10.0	20 - 7	4	478
97 52 34	051879	220	W	burnished	with multi-component grips	non-insulated open plug type connectors (plug width 2.8 + 4.8 mm)	0.1 - 2.5	27 - 13	4	483
97 52 35	051886	220	W	burnished	with multi-component grips	non-insulated open plug type connectors (plug width 4.8 + 6.3 mm)	0.5 - 6.0	20 - 10	3	494
97 52 36	051893	220	W	burnished	with multi-component grips	insulated terminals and plug connectors	0.5 - 6.0	20 - 10	3	487
97 52 37	063193	220	W	burnished	with multi-component grips	heat shrinkable sleeve connectors	0.5 - 6.0	20 - 10	3	478
97 52 38	051909	220	W	burnished	with multi-component grips	End Sleeves (ferrules)	0.25 - 6.0	23 - 10	5	493
97 52 50	051916	220	W	burnished	with multi-component grips	Coax-, BNC- and TNC-connectors for RG 58/174/188/316			6	498

97 49 94 030997 Locator for 97 49 04 / 97 52 04 / 97 52 34


97 49 95 031000 Locator for 97 49 05 / 97 52 05 / 97 52 35

\* compression joints in conformance to DIN 46267



97  
52

**Four-Mandrel Crimping Pliers for turned contacts**



97 52 63 DG  
PATENTED 



97 52 64  




97 52 65  
PATENTED 



97 52 65 DG  
PATENTED 



97 59 65 2



Turned contacts are used for particularly demanding plug-type connections, e.g. in medical industry and aeronautics. Extremely reliable crimping connections can be achieved only with pliers that work with absolute precision and maintain the required crimping depth in the 1/100 mm range.

- for crimping turned contacts
- four-mandrel crimping for top-quality crimping connections
- mandrel gauge to check the basic setting
- repetitive, high crimping quality due to integral lock (self-releasing mechanism)
- optimum transmission of force due to highly effective lever action for fatigue-reduced operation
- high operation comfort thanks to handy shape
- Chrome vanadium electric steel in special quality, oil-hardened

**97 52 63**  
fine adjustment of pressure depending on the conductor's diameter by means of adjusting wheel; pliers in the plastic case with foam insert and standard locator for precise positioning of the contacts

**97 52 63 DG**  
fine adjustment of pressure depending on the conductor's diameter by means of adjusting wheel; with digital display of the preset crimping capacities; display reversible between mm / inch and MIL numerical values; pliers in a plastic case with foam insert and standard locator for precise positioning of the contacts

**97 52 64**  
pressure adjustment depending on the conductor's diameter by means of adjusting wheel in 4 different positions; locator for positioning the contacts

**97 52 65**  
fine adjustment of pressure depending on the conductor's diameter by means of adjusting wheel; locator for positioning the contacts; with table for calculating the settings; pliers in a plastic case with foam insert

**97 52 65 DG**  
fine adjustment of pressure depending on the conductor's diameter by means of adjusting wheel; with digital display of the preset crimping capacities; display reversible between mm / inch and MIL numerical values; with table for calculating the settings; pliers in a plastic case with foam insert and standard locator for precise positioning of the contacts

**97 52 65 A**  
fine adjustment of pressure depending on the conductor's diameter by means of adjusting wheel; with table for calculating the settings; pliers in a plastic case with foam insert

**97 52 65 DG A**  
fine adjustment of pressure depending on the conductor's diameter by means of adjusting wheel; with digital display of the preset crimping capacities; display reversible between mm / inch and MIL numerical values; with table for calculating the settings; pliers in a plastic case with foam insert; without locator

**97 59 65 2**  
Universal Locator for 97 52 65 / 97 52 65 A / 97 52 65 DG / 97 52 65 DG A; Chrome vanadium electric steel in special quality, oil-hardened





















- locator that is universally adjustable (in length and diameter) for the repeatable exact alignment of turned contacts in crimping pliers; can be set to all commercially available contacts in the four-mandrel crimping pliers' capacity range

# CRIMPING PLIERS



Standard locator



Article No.	EAN 4003773-	↔ mm		Pliers	Handles			Applications	Capacity mm <sup>2</sup>	AWG	Number of crimping positions	⚖ g
97 52 63	050148	180		nickel plated	with multi-component grips			turned contacts	0.08 - 2.5	28 - 13	1	388
97 52 63 DG	063209	195		nickel plated	with multi-component grips			turned contacts	0.08 - 2.5	28 - 13	1	388
97 52 64	044093	180		nickel plated	with multi-component grips			turned contacts	0.08 - 2.5	28 - 13	1	424
97 52 65	045236	230		nickel plated	with multi-component grips			turned contacts (Harting; Ilme; Phoenix; Amphenol; Walther; HTS; Contact; Weidmüller)	0.14 - 6.0	25 - 10	1	676
97 52 65 DG	063216	250		nickel plated	with multi-component grips			turned contacts (Harting; Ilme; Phoenix; Amphenol; Walther; HTS; Contact; Weidmüller)	0.14 - 6.0	25 - 10	1	633
97 52 65 A	071594	250		nickel plated	with multi-component grips			turned contacts (Harting; Ilme; Phoenix; Amphenol; Walther; HTS; Contact; Weidmüller)	0.14 - 6.0	25 - 10	1	604
97 52 65 DG A	071990	250		nickel plated	with multi-component grips			turned contacts (Harting; Ilme; Phoenix; Amphenol; Walther; HTS; Contact; Weidmüller)	0.14 - 6.0	25 - 10	1	633
97 59 65 2	071600	Universal Locator for 97 52 65 / 97 52 65 A / 97 52 65 DG / 97 52 65 DG A										

97  
53

## Self-Adjusting Crimping Pliers for end sleeves (ferrules) with lateral access


PATENTED



97 53 04



97 53 14



Compact crimping pliers for end sleeves (ferrules) with two great advantages for the user:

- Automatic self-adjustment to the end sleeve (ferrule) used: this allows the specialist to work with less strain and enables secure, reliable and quick crimping.
- Extensive range of applications: square crimping 0.08 to 10.0 mm<sup>2</sup>, hexagon crimping 0.08 to 6.0 mm<sup>2</sup>

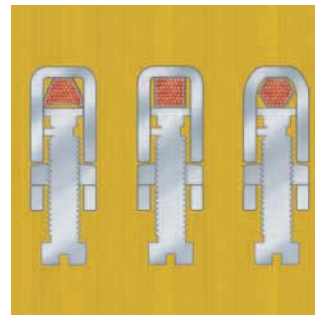
- for crimping end sleeves (ferrules) according to DIN 46228 parts 1 + 4
- self-adjusting adaptation to the desired end sleeve (ferrule) size: no wrong crimps caused by using the wrong die
- fits all twin ferrules within the application range
- lateral access of the end sleeves (ferrules) into the tool
- repetitive, high crimping quality due to integral lock (self-releasing mechanism)
- these tools have been set precisely (calibrated) in the factory, re-adjustable
- optimum transmission of force due to toggle lever action for fatigue-reduced operation
- high operation comfort thanks to handy shape and low weight
- Chrome vanadium electric steel in special quality, oil-hardened

### 97 53 04


square crimping for optimum contact areas in the clamp connection

### 97 53 14

hexagonal crimping for optimum positioning in confined areas



The square crimping allows better contact. The hexagonal crimping comes very close to the space-saving round shape. Compared with the square crimp, it has the same cross-section and can make optimum contact in narrow round terminal connectors. With both crimping shapes the often tricky feeding into the terminal connection is no longer necessary.



Square-crimped end sleeves (ferrules) always ensure good contact surfaces in the clamped connection

Article No.	EAN 4003773-	↔ mm	Pliers	Handles		Applications	Capacity mm <sup>2</sup>	AWG	Number of crimping positions	⚖ g
97 53 04	028017	180	MM	burnished with multi-component grips	☒	End Sleeves (ferrules)	0.08 - 10	28 - 7	1	405
97 53 14	041474	180	MM	burnished with multi-component grips	☒	End Sleeves (ferrules)	0.08 - 6.0	28 - 10	1	404

97  
53

**Self-Adjusting Crimping Pliers for end sleeves (ferrules) with front loading**


PATENTED



97 53 08  
MM



97 53 09  
MM



The crimping pliers for end sleeves (ferrules) with three great advantages for the user:

- Automatic self-adjustment to the end sleeve (ferrule) used: This allows the specialist to work with less strain and enables secure, reliable and quick crimping.
- Range of applications also for large cross-sections: square crimping 0.08 to 10.0 + 16.0 mm<sup>2</sup>
- Front loading: very helpful under difficult working conditions in confined spaces.

- for crimping end sleeves (ferrules) according to DIN 46228 parts 1 + 4
- self-adjusting adaptation to the desired end sleeve (ferrule) size: no wrong crimps caused by using the wrong die
- fits all twin-ferrules within the application range
- front loading of the end sleeves (ferrules) into the tool
- repetitive, high crimping quality due to integral lock (self-releasing mechanism)
- crimping pressure has been set precisely (calibrated) in the factory, re-adjustable
- optimum transmission of force due to toggle lever action for fatigue-reduced operation
- high operation comfort thanks to handy shape and low weight
- Chrome vanadium electric steel in special quality, oil-hardened

**97 53 08**  
crimping from 0.08 - 10.0 mm<sup>2</sup> in one profile; end sleeves (ferrules) up to 2.5 mm<sup>2</sup> can also be loaded parallelly from the side


**97 53 09**  
crimping from 0.08 - 10.0 and 16.0 mm<sup>2</sup> in one profile; with selector lever for setting the crimping area either to 0.08 - 10 mm<sup>2</sup> or 16 mm<sup>2</sup>



Square crimping



Front loading of end sleeves (ferrules) e.g. in switchboards



97 53 08: lateral loading of end sleeves (ferrules) up to 2.5 mm<sup>2</sup> parallelly from the side e.g. in confined areas

Article No.	EAN 4003773-	↔ mm	Pliers	Handles		Applications	Capacity mm <sup>2</sup>	AWG	Number of crimping positions	g
97 53 08	040187	190	MM	burnished with multi-component grips	☒	End Sleeves (ferrules)	0.08 - 10	28 - 7	1	477
97 53 09	044550	190	MM	burnished with multi-component grips	☒	End Sleeves (ferrules)	0.08 - 10 + 16	28 - 7 + 5	1	486



97  
54

## Crimping Pliers for micro plugs

parallel crimping



97 54 24



- parallel crimping performance to satisfy the particularly high standards of small connectors
- repetitive, high crimping quality due to precision dies and integral lock (self-releasing mechanism)
- fixed locator for D-Sub micro plugs for an exact positioning of connector and cable
- crimping pressure has been set precisely (calibrated) in the factory, re-adjustable
- optimum transmission of force due to toggle lever for fatigue-reduced operation
- crimping pliers for other mini plugs as e.g. HD 22, Modu IV, Micro Timer, MQS, ... on request
- Chrome vanadium electric steel in special quality, oil-hardened



Article No.	EAN 4003773-	↔ mm		Pliers	Handles		Applications	Capacity mm <sup>2</sup>	AWG	Number of crimping positions	g
97 54 24	060215	190	MM	burnished	with multi-component grips		D Sub; HD 20; HDE plug	0.03 - 0.56	32 - 20	3	305

97  
6

## Crimping Pliers for end sleeves (ferrules)



97 62 145 A



97 68 145 A



- for crimping end sleeves (ferrules) according DIN 46228 parts 1 + 4 in the range from 0.25 up to 2.5 mm<sup>2</sup>
- crimping in marked trapezoidal dies for reliable connections between the sleeve and the conductor
- Vanadium electric steel; forged, oil-hardened

Article No.	EAN 4003773-	↔ mm		Head	Handles		Capacity mm <sup>2</sup>	AWG	Number of crimping positions	g
97 61 145 A	035558	145		polished	plastic coated		0.25 - 2.5	23 - 13	6	140
97 61 145 F	043980	145	MM	polished	plastic coated		0.25 - 2.5	23 - 13	6	140
97 62 145 A	060154	145		polished	with multi-component grips		0.25 - 2.5	23 - 13	6	170
97 68 145 A	071754	145		polished	insulated with multi-component grips, VDE-tested		0.25 - 2.5	23 - 13	6	175

97  
7

## Crimping Pliers for end sleeves (ferrules)



97 71 180



97 72 180




- for crimping end sleeves (ferrules) according DIN 46228 parts 1 + 4 from 0.25 to 16 mm<sup>2</sup>
- crimping in marked half-round dies for reliable connections between the sleeve and the conductor
- 9 particularly deep dies with conical side faces
- Special tool steel, forged, oil-hardened



Article No.	EAN 4003773-	↔ mm	Head	Handles		Applications	Capacity mm <sup>2</sup>	AWG	Number of crimping positions	g
97 71 180	040668	180	polished	plastic coated		End Sleeves (ferrules)	0.25 - 16.0	23 - 5	9	240
97 72 180	060185	180	polished	with multi-component grips		End Sleeves (ferrules)	0.25 - 16.0	23 - 5	9	283

97  
8

## Crimping Pliers for end sleeves (ferrules) with front loading



97 81 180



- for crimping end sleeves (ferrules) according DIN 46228 parts 1 + 4 in the range 0.5 to 6.0 mm<sup>2</sup>
- ideal for work in confined areas, e.g. in narrow and deep switch boxes
- Special tool steel, forged, oil-hardened



Article No.	EAN 4003773-	↔ mm	Head	Handles		Applications	Capacity mm <sup>2</sup>	AWG	Number of crimping positions	g
97 81 180	019794	180	polished	plastic coated		End Sleeves (ferrules)	0.5 - 6.0	20 - 10	1	227

# CRIMP ASSORTMENTS

97  
90

## Crimp Assortments for cable connectors



97 90 00



97 90 01



97 90 21



97 90 22



- in a TANOS MINI-systainer® (solid plastic box)
- two stackable plastic inserts with 6 trays each for connectors
- with an assortment of standard cable connectors

**97 90 00**  
with Crimp Grip Pliers 97 00 215 A

**97 90 01**  
with Crimping Pliers 97 32 225

**97 90 21**  
with Crimping Pliers "PreciForce"  
97 52 36 (for insulated terminals and  
plug connectors)

**97 90 22**  
with Self-Adapting Universal Insulation  
Stripper "Multistrip 10" 12 42 195;  
with Crimping Pliers "PreciForce"  
97 52 36 (for insulated terminals and  
plug connectors)

Article No.	EAN 4003773-	Pliers	Cable Connectors	Units	Cable mm <sup>2</sup>	△ g
97 90 00	025375	97 00 215 A 	 Female Sockets 6.0 x 0.8 mm <sup>2</sup>	25	0.5 - 1.0	1391
			 Female Sockets 6.0 x 0.5 mm <sup>2</sup>	25	1.5 - 2.5	
			 Female Sockets 8.0 x 0.8 mm <sup>2</sup>	25	1.5 - 2.5	
			 Round Sockets 4.0 mm Ø	25	0.5 - 1.0	
			 Round Pin Plugs 4.0 mm Ø	25	1.5 - 2.5	
			 Cable Connectors, eye type 4.0 mm Ø	25	0.5 - 1.0	
97 90 01	025382	97 32 225 	 Cable Connectors, eye type 4.0 mm Ø	25	1.5 - 2.5	1123
			 Cable Connectors, eye type 5.0 mm Ø	25	1.5 - 2.5	
			 Cable Connectors, eye type 5.0 mm Ø	25	4.0 - 6.0	
			 Cable Connectors, eye type 6.0 mm Ø	25	4.0 - 6.0	
			 Insulated Butt Connectors	25	0.5 - 1.0	
			 Insulated Butt Connectors	25	1.5 - 2.5	
97 90 21	062134	97 52 36 	 Female Sockets 6.0 x 0.8 mm <sup>2</sup>	25	0.5 - 1.0	1416
			 Female Sockets 6.0 x 0.5 mm <sup>2</sup>	25	1.5 - 2.5	
			 Cable Connectors, eye type 4.0 mm Ø	25	0.5 - 1.0	
			 Cable Connectors, eye type 5.0 mm Ø	25	0.5 - 1.0	
			 Cable Connectors, eye type 5.0 mm Ø	20	4.0 - 6.0	
			 Cable Connectors, eye type 4.0 mm Ø	25	1.5 - 2.5	
97 90 22	062141	97 52 36 12 42 195  	 Cable Connectors, eye type 5.0 mm Ø	25	1.5 - 2.5	1527
			 Cable Connectors, eye type 6.0 mm Ø	25	1.5 - 2.5	
			 Cable Connectors, eye type 8.0 mm Ø	20	4.0 - 6.0	
			 Insulated Butt Connectors	25	0.5 - 1.0	
			 Insulated Butt Connectors	25	1.5 - 2.5	
			 Insulated Butt Connectors	20	4.0 - 6.0	

97  
90

## Crimp Assortments for end sleeves (ferrules)



- in a TANOS MINI-systainer® (solid plastic box)
- two stackable plastic inserts with 6 trays each for connectors
- with an assortment of standard cable connectors



97 90 05



97 90 06



97 90 09



97 90 10



97 90 12



97 90 23



97 90 24



Several boxes can be connected with each other

**97 90 05**  
with Crimping Pliers for end sleeves 97 71 180; end sleeves (ferrules) without collar

**97 90 06**  
with Crimping Pliers for end sleeves 97 71 180; End Sleeves (ferrules) with collar

**97 90 09**  
with Self-Adjusting Crimping Pliers for End Sleeves (ferrules) 97 53 04

**97 90 10**  
with Self-Adjusting Insulation Stripper 12 40 200; with Self-Adjusting Crimping Pliers for End Sleeves (ferrules) 97 53 04

**97 90 12**  
with Self-Adjusting Insulation Stripper 12 40 200; with Self-Adjusting Crimping Pliers for End Sleeves (ferrules) 97 53 08

**97 90 23**  
with Crimping Pliers "PreciForce" for End Sleeves (ferrules) 97 52 38

**97 90 24**  
with Self-Adapting Universal Insulation Stripper "Multistrip 10" 12 42 195; with Self-Adjusting Crimping Pliers for End Sleeves (ferrules) 97 53 08

Article No.	EAN 4003773-	Pliers		200 x mm <sup>2</sup>	150 x mm <sup>2</sup>	100 x mm <sup>2</sup>	75 x mm <sup>2</sup>	50 x mm <sup>2</sup>	40 x mm <sup>2</sup>	⚖ g
97 90 05	025535	97 71 180		0.5 / 0.75 / 1.0 / 1.5 / 2.5	4.0 / 6.0			10.0 / 16.0		930
97 90 06	025542	97 71 180		0.5 / 0.75 / 1.0 / 1.5	2.5		4.0 / 6.0	10.0	16.0	1000
97 90 09	028574	97 53 04		0.5 / 0.75 / 1.0 / 1.5 / 2.5		4.0 / 6.0		10.0		1420
97 90 10	046202	97 53 04 / 12 40 200		0.5 / 0.75 / 1.0 / 1.5 / 2.5		4.0 / 6.0		10.0		1353
97 90 12	048916	97 53 08 / 12 40 200		0.5 / 0.75 / 1.0 / 1.5 / 2.5		4.0 / 6.0		10.0		1427
97 90 23	062158	97 52 38		0.5 / 0.75 / 1.0 / 1.5 / 2.5		4.0 / 6.0				1226
97 90 24	062394	97 53 08 / 12 42 195		0.5 / 0.75 / 1.0 / 1.5 / 2.5		4.0 / 6.0		10.0		1348



97  
91

## Tool Case for Photovoltaics




97 91 01

- with tools for photovoltaics
- without crimping dies – for individual equipment – please order separately (see ref. 97 49 ...)
- with service tools (hexagonal key) for the change of crimping dies
- shock-resistant plastic case
- foam insert with recesses for tools, crimping dies and locators
- external dimensions (W x H x D): 345 x 80 x 280 mm

Article No.	EAN 4003773-			Units	g
97 91 01	070351	Tool Case for Photovoltaics			1964
		12 12 11	Precision Insulation Stripper with shaped blades	∩∩∩	1
		95 16 165	Cable Shears	⚡ 1000V ⚠ ⚡ ⚡ ⚡	1
		97 43 200	Crimp System Pliers	∩∩∩	1

**not included (please order separately):**

97 49 62	063179	Crimping dies for solar cable connectors (Huber + Suhner)
97 49 63	066675	Crimping dies for solar cable connectors (Huber + Suhner)
97 49 65	066682	Crimping dies for solar cable connectors MC3 (Multi-Contact)
97 49 65 1	066729	Locator for 97 49 65 (solar cable connectors MC3)
97 49 65 2	072010	Mounting Tool for MC3 connectors
97 49 66	066699	Crimping dies for solar cable connectors MC4 (Multi-Contact)
97 49 66 1	066736	Locator for 97 49 66 (solar cable connectors MC4)
97 49 66 4	072096	Crimping dies for solar cable connectors MC4 (Multi-Contact) cutting - stripping - crimping
97 49 66 6	072102	Crimping dies for solar cable connectors MC4 (Multi-Contact) cutting - stripping - crimping
97 49 67	066705	Crimping dies for solar cable connectors SunCon (Hirschmann)
97 49 68	066712	Crimping dies for solar cable connectors Solarlok (Tyco)
97 49 68 1	066743	Locator for 97 49 68 solar cable connectors (Solarlok)
97 49 69 1	072119	Crimping dies for solar cable connectors gesis® PST 40 (Wieland)
97 49 69 2	072126	Crimping dies for solar cable connectors gesis® PST 40 (Wieland)
97 49 69 11	072133	Locator for 97 49 69 1 and 97 49 69 2
97 49 59	073734	Crimping dies for solar cable connectors Helios H4 (Amphenol)



97  
91

## Tool Case for Photovoltaics, MC3 (Multi-Contact)

















- the complete tool set to install MC3 connectors
- shock-resistant plastic case
- foam insert with recesses for the tools, crimping dies and locators
- with four empty plastic boxes for consumables for individual equipping
- dimensions, exterior (W x H x D): 360 x 105 x 300 mm

97 91 02


Article No.	EAN				Units	g
97 91 02	4003773-074083	Tool Case for Photovoltaics, MC3 (Multi-Contact)				3280
	12 12 11	Precision Insulation Stripper with shaped blades	MM		1	
	95 16 165	Cable Shears	1000V		1	
	97 43 200	Crimp System Pliers	MM		1	
	97 49 65	Crimping dies for solar cable connectors MC3 (Multi-Contact)			1	
	97 49 65 1	Locator for 97 49 65 (solar cable connectors MC3)			1	
	97 49 65 2	Mounting Tool for MC3 connectors			1	
97 91 02 LE	074090	Tool Case for Photovoltaics, MC3 (Multi-Contact) empty				

# CABLE CONNECTORS

97  
99

Article No.	EAN 4003773-		Designation	Width x Thickness mm <sup>2</sup>	Plug Ø mm	Screws Ø mm	Cable mm <sup>2</sup>	AWG	Colour	Quantity
97 99 01	025559		Blade Terminal Sockets	6.3 x 0.8			0.5 - 1.0	20 - 17	red	75
97 99 02	025566		Blade Terminal Sockets	6.3 x 0.8			1.5 - 2.5	15 - 13	blue	50
97 99 03	025573		Blade Terminal Sockets	6.3 x 0.8			4.0 - 6.0	11 - 10	yellow	25
97 99 04	025580		Blade Terminal Sockets	8.0 x 0.8			1.5 - 2.5	15 - 13	blue	50
97 99 05	025597		Blade Terminal Plugs	6.3 x 0.8			0.5 - 1.0	20 - 17	red	75
97 99 06	025603		Blade Terminal Plugs	6.3 x 0.8			1.5 - 2.5	15 - 13	blue	75
97 99 07	025610		Round Sockets		4.0		0.5 - 1.0	20 - 17	red	25
97 99 08	025627		Round Sockets		5.0		1.5 - 2.5	15 - 13	blue	25
97 99 09	025634		Round Pin Plugs		4.0		0.5 - 1.0	20 - 17	red	75
97 99 10	025641		Round Pin Plugs		5.0		1.5 - 2.5	15 - 13	blue	50
97 99 11	025658		Flat Pin Accessory Distributors	6.3 x 0.8			0.5 - 1.0	20 - 17	red	25
97 99 12	025665		Flat Pin Accessory Distributors	6.3 x 0.8			1.5 - 2.5	15 - 13	blue	25
97 99 13	025672		Cable Connectors, eye type			3	0.5 - 1.0	20 - 17	red	100
97 99 14	025689		Cable Connectors, eye type			4	0.5 - 1.0	20 - 17	red	100
97 99 15	025696		Cable Connectors, eye type			5	0.5 - 1.0	20 - 17	red	100
97 99 16	025702		Cable Connectors, eye type			4	1.5 - 2.5	15 - 13	blue	100
97 99 17	025719		Cable Connectors, eye type			5	1.5 - 2.5	15 - 13	blue	50
97 99 18	025726		Cable Connectors, eye type			6	1.5 - 2.5	15 - 13	blue	50
97 99 19	025733		Cable Connectors, eye type			8	1.5 - 2.5	15 - 13	blue	50
97 99 20	025740		Cable Connectors, eye type			5	4.0 - 6.0	11 - 10	yellow	25
97 99 21	025757		Cable Connectors, eye type			6	4.0 - 6.0	11 - 10	yellow	25
97 99 22	025764		Cable Connectors, eye type			8	4.0 - 6.0	11 - 10	yellow	25
97 99 23	025771		Cable Connectors, eye type			10	4.0 - 6.0	11 - 10	yellow	25
97 99 24	025788		Cable Connectors, forked			4	0.5 - 1.0	20 - 17	red	100
97 99 25	025795		Cable Connectors, forked			4	0.5 - 1.0	20 - 17	red	100
97 99 26	025801		Cable Connectors, forked			5	0.5 - 1.0	20 - 17	red	75
97 99 27	025818		Cable Connectors, forked			4	1.5 - 2.5	15 - 13	blue	75
97 99 28	025825		Cable Connectors, forked			5	1.5 - 2.5	15 - 13	blue	50
97 99 29	025832		Cable Connectors, forked			5	4.0 - 6.0	11 - 10	yellow	25
97 99 30	025849		Cable Connectors, forked			6	4.0 - 6.0	11 - 10	yellow	25
97 99 31	025856		Round Pattern Cable Connectors				0.5 - 1.0	20 - 17	red	100
97 99 32	025863		Round Pattern Cable Connectors				1.5 - 2.5	15 - 13	blue	100
97 99 33	025870		Round Pattern Cable Connectors				4.0 - 6.0	11 - 10	yellow	25
97 99 34	025887		insulated Butt Connectors				0.5 - 1.0	20 - 17	red	50
97 99 35	025894		insulated Butt Connectors				1.5 - 2.5	15 - 13	blue	50
97 99 36	025900		insulated Butt Connectors				4.0 - 6.0	11 - 10	yellow	25
97 99 37	025917		Two-Way-Sockets	6.3 - 0.8						25
97 99 38	025924		Piggyback Disconnect	6.3 - 0.8						50
97 99 40	025931		End Sleeves (ferrules)				0.5	20		200
97 99 41	025948		End Sleeves (ferrules)				0.75	18		200
97 99 42	025955		End Sleeves (ferrules)				1.0	17		200
97 99 43	025962		End Sleeves (ferrules)				1.5	15		200
97 99 44	025979		End Sleeves (ferrules)				2.5	13		200
97 99 45	025986		End Sleeves (ferrules)				4.0	11		150
97 99 46	025993		End Sleeves (ferrules)				6.0	10		150
97 99 47	026006		End Sleeves (ferrules)				10.0	7		50
97 99 48	026013		End Sleeves (ferrules)				16.0	5		50
97 99 49	026020		End Sleeves (ferrules)				25.0	3		50
97 99 70	024248		End Sleeves (ferrules) with collar				0.5	20	white	200
97 99 71	024255		End Sleeves (ferrules) with collar				0.75	18	grey	200
97 99 72	024262		End Sleeves (ferrules) with collar				1.0	17	red	200
97 99 73	024279		End Sleeves (ferrules) with collar				1.5	15	black	200
97 99 74	024286		End Sleeves (ferrules) with collar				2.5	13	blue	200
97 99 75	026037		End Sleeves (ferrules) with collar				4.0	11	grey	150
97 99 76	026044		End Sleeves (ferrules) with collar				6.0	10	yellow	150
97 99 77	026051		End Sleeves (ferrules) with collar				10.0	7	red	50
97 99 78	026068		End Sleeves (ferrules) with collar				16.0	5	blue	50
97 99 79	026075		End Sleeves (ferrules) with collar				25.0	3	yellow	50
97 99 92	031123		non-insulated Blade Terminal Sockets				2.8 - 1.5	15		150
97 99 93	031130		non-insulated Blade Terminal Sockets				4.8 - 1.5	15		150
97 99 95	031147		non-insulated Blade Terminal Sockets				6.3 - 1.5	15		100
97 99 96	031154		non-insulated Blade Terminal Sockets				6.3 - 2.5	13		100

# VDE PLIERS HANDLES: IMPROVED COMFORT DESIGN.



distinctive VDE design

rounded collar edges reduce uncomfortable pressure points

recess in the collar to facilitate a precise and steady pliers guidance

durable injection-moulded marking

optimised arrangement of the soft and hard components

yellow, softer material for a better grip when force is applied

red, harder material reduces friction when the grips need to slide in the hand



# INSULATED TOOLS

Work on electrical installations is subject to the special protection tasks of authorities and insurance companies. This resulted in the creation of diverse national and international safety standards (e.g. in Germany the VDE 0105 and BGR A3, internationally EN 50110 or IEC 60364). Only a qualified electrician who respects and follows these regulations is permitted to carry out work on electrical installations (including live working). He has to use special tools for this particular work that have been specifically made for this kind of work and have been thoroughly tested.

KNIPEX insulated tools are made of high-quality materials, which have been manufactured and tested in conformance with the regulations of national and international standards. If the prescribed method for working on electrical installations (see above), are observed, these tools offer the greatest possible protection even when it is necessary to work live up to AC 1000 V (alternating current) and DC 1500 V (direct current).

Since 1987 the IEC 60900 has specified worldwide requirements for tools for live working, while DIN EN 60900 made these mandatory for the EU countries as from 1995. Tests on KNIPEX tools which bear the special mark **1000V** include subjecting them to routine tests with 10,000 volts to check their dielectric strength. This gives the user a considerable buffer of additional protection even if work on electrical installations needs to be performed live.

The mark **1000V** identifies KNIPEX insulated tools as being suitable for live working. The specified standard also shows the requirements our claim can be measured against. The manufacturer name KNIPEX on the insulation indicates that we accept responsibility for the correctness of this information. The **GS** marks prove: The observation of these requirements is monitored not only by the KNIPEX quality assurance team but also e.g. by VDE (Association of German Electricians).

Because the purchase of insulated hand tools is a matter of trust.



Type examination, manufacturing inspections and stock monitoring by the neutral VDE testing centre.

## COVER INSULATION (VERSION 6)

KNIPEX pliers with the two-colour multi-component handle cover insulation meet the requirements of VDE 0682 Part 201 and corresponding international standards (e.g. EN 60900 or IEC 60900). This claim is confirmed by the VDE/GS mark awarded by an obligatorily neutral inspection body.



The slip guard is designed so that the hand cannot slip unintentionally on conductive metal parts on the head of the pliers.

## DIPPED INSULATION (VERSION 7)

Other hand tools such as open ended spanners/ single ended box wrenches, socket wrenches, ratchets etc. are insulated at KNIPEX using a plastic dipping method. These also meet all requirements of the VDE standard and corresponding international standards (such as IEC 60900 or DIN EN 60900). To round off this range, KNIPEX also insulates pliers in a dipping process to adapt these tools concerning appearance and production method to the other dipped insulated tools. These pliers also bear the VDE/GS mark.



The firmly bonded double dipped insulation is made of insulating material which is free of harmful substances and more than 1 mm thick at each point.

Extra thick insulation at the ends of the handles. This prevents cracks following an impact.

### Always comply with the currently valid regulations and observe the SAFETY INSTRUCTIONS given below:

- Insulated tools must be transported in a manner that will prevent any damage to the insulation.
- Check before every use whether the insulation is damaged in any way, defective tools must be discarded.
- Always keep your insulated tools clean and dry.
- Wear protective goggles when working with cutting nippers or working overhead.
- Always wear goggles or a facial mask when working on live equipment.
- Make sure the workplace is clean and orderly, particularly when you are working on live installations.
- Wear protective clothing and use SAFETY equipment (e.g. insulating gloves, insulating mats, protective covers) especially in confined working spaces.
- Use only a tool with suitable dimensions. That will prevent slipping on the workpiece and unintentional contact with non-insulated parts.
- Make sure that detached parts or cut-off ends of conductors do not fall onto live parts.

## KNIPEX INSULATED TOOLS – 100 % TESTED, ONE BY ONE



### Testing dielectric strength

Each KNIPEX  $\Delta$ 1000V insulated tool has been tested individually. This individual testing is done with a test voltage of AC 10,000 volts. This test load, which is 10 times as high as the maximum permitted voltage during work, inspires the user to trust a reliable insulation when live working.



### Testing the adhesion of the insulating coating

The adhesion of the insulation coating is tested after storage of 168 hours at 70°C. In case of pliers a tensile load of 500 N is applied. The insulating material must remain firmly bonded to the basic tool.



### Testing low temperature impact strength

The tools are cooled down to -25°C. The insulation material must retain the toughness necessary to ensure that it does not break when hit or knocked.



### Testing burning behaviour

KNIPEX uses only flame-resistant and self-extinguishing plastics for insulation.



### Testing electrical insulation

After submersion in water for 24 hours, the tools are tested with AC 10,000 V for 3 minutes including measuring of the leakage current. The reading of the leakage current must stay below the limits defined in the standards.



### Testing indentation resistance

The insulation heated to 70°C must prove under standardised test conditions that the warm plastic has sufficient mechanical strength to resist expected loads.

01

## Combination Pliers Chrome Vanadium

DIN ISO 5746 IEC 60900 DIN EN 60900



01 06 190



- for heaviest duty
- with gripping zones for flat and round material, suitable for versatile use
- with cutting edges for soft, hard and piano wire
- long cutting edges for thicker cables
- cutting edges additionally induction hardened, cutting edge hardness approx. 64 HRC
- particularly wear resistant gripping jaws; hardness of the gripping jaws approx. 53 HRC
- Chrome vanadium heavy-duty steel, forged, oil-hardened

Article No.	EAN 4003773-	↔ mm	Pliers	Handles	Cutting capacities				g
					∅ mm	∅ mm	∅ mm	mm <sup>2</sup>	
01 06 160	040729	160	chrome plated	insulated with multi-component grips, VDE-tested	2.0	1.5	10.0	16.0	220
01 06 190	040415	190			2.5	2.0	13.0	25.0	320

02

## High Leverage Combination Pliers

DIN ISO 5746 IEC 60900 DIN EN 60900



02 06 180



- 35 % saving in power due to improved lever action compared with conventional combination pliers
- easier work due to optimised leverage
- with cutting edges (hardness approx. 63 HRC) for soft and hard wire and piano wire
- long cutting edges for thicker cables
- with gripping zones for flat and round material, suitable for versatile use
- High-grade special tool steel, forged, oil-hardened



02 07 225



Article No.	EAN 4003773-	↔ mm	Pliers	Handles	Cutting capacities				g
					∅ mm	∅ mm	∅ mm	mm <sup>2</sup>	
02 06 180	010012	180	chrome plated	insulated with multi-component grips, VDE-tested	2.5	2.0	11.5	16.0	247
02 06 200	010029	200			2.8	2.2	13.0	25.0	343
02 06 225	010036	225	chrome plated	with dipped insulation, VDE-tested	3.0	2.5	14.0	25.0	401
02 07 200	022299	200			2.8	2.2	13.0	25.0	380
02 07 225	022305	225			3.0	2.5	14.0	25.0	486



03

## Combination Pliers

DIN ISO 5746 IEC 60900 DIN EN 60900



03 06 180



03 07 200



- with gripping zones for flat and round material, suitable for versatile use
- with cutting edges for soft and hard wire
- long cutting edges for thicker cables
- cutting edges additionally induction hardened, cutting edge hardness approx. 60 HRC
- Special tool steel, forged, oil-hardened

Article No.	EAN 4003773-	↔ mm	Pliers	Handles	Cutting capacities				g
					Ø mm	Ø mm	Ø mm	mm <sup>2</sup>	
03 06 160	021902	160	chrome plated	insulated with multi-component grips, VDE-tested	3.1	2.0	10.0	16.0	228
03 06 180	021926	180			3.4	2.2	12.0	16.0	264
03 06 200	033776	200			3.8	2.5	13.0	16.0	326
03 07 160	015307	160	chrome plated	with dipped insulation, VDE-tested	3.1	2.0	10.0	16.0	254
03 07 180	015314	180			3.4	2.2	12.0	16.0	285
03 07 200	015321	200			3.8	2.5	13.0	16.0	339
03 07 250	015345	250			3.8	2.5	15.0	25.0	597

11

## Insulation Strippers

IEC 60900 DIN EN 60900




11 06 160



11 07 160



- for single, multiple and fine stranded conductors with plastic or rubber insulation max. 5.0 mm dia. or resp. 10.0 mm<sup>2</sup> cable cross section
- easy adjustment to the required diameter of solid or stranded wire with knurled screw and lock nut
- Special tool steel, forged, oil-hardened



Article No.	EAN 4003773-	↔ mm	Pliers	Handles	Stripping capacities Ø mm	Stripping capacities mm <sup>2</sup>	AWG	g
11 07 160	015499	160	chrome plated	with dipped insulation, VDE-tested	5.0	10.0	7	180
11 17 160	015505	160	chrome plated	with dipped insulation, VDE-tested	5.0	10.0	7	181



14

## Diagonal Insulation Stripper

IEC 60900 DIN EN 60900



14 26 160



- the essential pliers for electrical installation work
- precision stripping holes for single (solid) conductors of 1.5 and 2.5 mm<sup>2</sup>
- induction hardened precision blades for soft wire up to 4.0 mm dia., cutting edge hardness approx. 60 HRC
- Vanadium electric steel; forged, oil-hardened



Multi-functional: cutting and stripping

Article No.	EAN 4003773-	↔ mm	Pliers	Handles	Stripping capacities mm <sup>2</sup>	AWG	Cutting capacities		g	
							Ø mm	Ø mm		
14 26 160	040279	160	1000 V	chromed plated	insulated with multi-component grips, VDE-tested	1.5 + 2.5	15 + 13	2.5	1.5	216

20

## Flat Nose Pliers

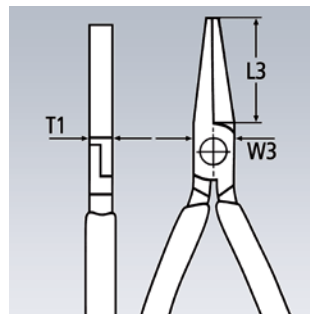
DIN ISO 5745 IEC 60900 DIN EN 60900



20 06 160



- short, flat jaws
- serrated gripping surfaces
- Chrome vanadium electric steel, forged, oil-hardened



Article No.	EAN 4003773-	↔ mm	Pliers	Handles	Dimensions			g	
					L3 mm	W3 mm	T1 mm		
20 06 160	033783	160	1000 V	chromed plated	insulated with multi-component grips, VDE-tested	30.0	17.0	9.5	176

22

## Round Nose Pliers

DIN ISO 5745 IEC 60900 DIN EN 60900

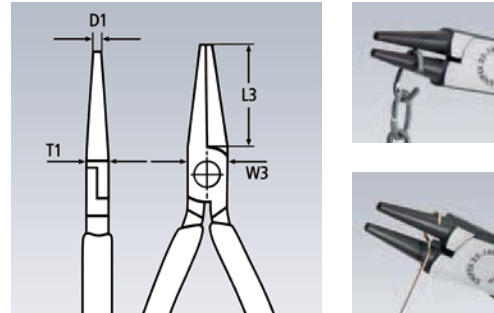


22 06 160  
 ⚡ 1000V



22 07 160  
 ⚡ 1000V

- for bending wire loops
- precision ground, short, round jaws
- smooth tips
- Chrome vanadium electric steel, forged, oil-hardened



Article No.	EAN 4003773-	↔ mm	Pliers	Handles	Dimensions				g
					L3 mm	W3 mm	D1 mm	T1 mm	
22 06 160	033790	160	chrome plated	insulated with multi-component grips, VDE-tested	30.0	18.0	3.0	9.5	175
22 07 160	015901	160	chrome plated	with dipped insulation, VDE-tested	30.0	18.0	3.0	9.5	196

25

## Snipe Nose Side Cutting Pliers

(Radio Pliers)

DIN ISO 5745 IEC 60900 DIN EN 60900

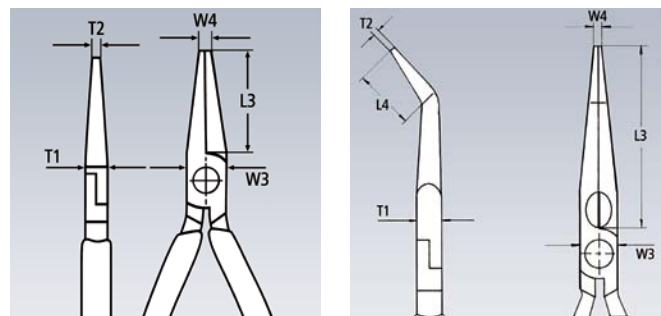


25 06 160  
 ⚡ 1000V



25 26 160  
 ⚡ 1000V  $\angle 40^\circ$

- suitable for finer gripping and cutting work
- pointed, half-round jaws
- serrated gripping surfaces
- with cutting edges for medium hard and hard wire
- cutting edges additionally induction hardened, cutting edge hardness approx. 61 HRC
- Vanadium electric steel; forged, oil-hardened



Article No.	EAN 4003773-	↔ mm	Pliers	Handles	Cutting capacities		Dimensions						g
					● Ø mm	● Ø mm	L3 mm	L4 mm	W3 mm	T1 mm	W4 mm	T2 mm	
25 06 160	033806	160	chrome plated	insulated with multi-component grips, VDE-tested	2.5	1.6	50.0		16.5	9.0	3.0	2.5	146
25 26 160	052111	160	chrome plated	insulated with multi-component grips, VDE-tested	2.5	1.6	50.0	23.0	16.5	9.0	3.0	2.5	144

26

## Snipe Nose Side Cutting Pliers

(Stork Beak Pliers)

DIN ISO 5745 IEC 60900 DIN EN 60900

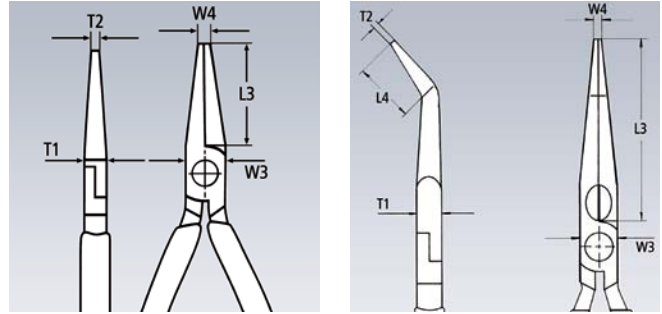


26 16 200  
 ⚡ 1000V



26 27 200  
 ⚡ 1000V  $\angle 40^\circ$

- high loadable, elastic precision points
- half-round, long jaws
- serrated gripping surfaces
- with cutting edges for medium hard wire max. dia. 3.2 mm and hard wire max. dia. 2.2 mm
- cutting edges additionally induction hardened, cutting edge hardness approx. 61 HRC
- Vanadium electric steel; forged, oil-hardened



Article No.	EAN 4003773-	↔ mm	⚡ 1000V	Pliers	Handles	Cutting capacities		Dimensions					⚖ g	
						Ø mm	Ø mm	L3 mm	L4 mm	T1 mm	W3 mm	W4 mm		T2 mm
26 16 200	022831	200		chrome plated	insulated with multi-component grips, VDE-tested	3.2	2.2	73.0		9.5	17.5	3.0	2.5	206
26 17 200	016069	200		chrome plated	with dipped insulation, VDE-tested	3.2	2.2	73.0		9.5	17.5	3.0	2.5	212
26 26 200	022855	200	$\angle 40^\circ$	chrome plated	insulated with multi-component grips, VDE-tested	3.2	2.2	73.0	23.0	9.5	17.5	3.0	2.5	204
26 27 200	016090	200	$\angle 40^\circ$	chrome plated	with dipped insulation, VDE-tested	3.2	2.2	73.0	23.0	9.5	17.5	3.0	2.5	220

30

## Long Nose Pliers

DIN ISO 5745 IEC 60900 DIN EN 60900



30 16 160  
 ⚡ 1000V

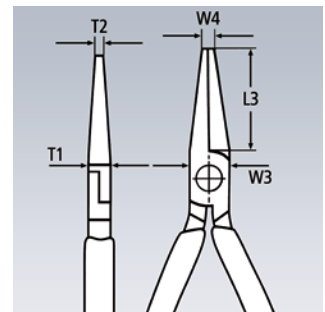


30 36 160  
 ⚡ 1000V

- heavy duty and wear resisting
- different jaw styles
- Chrome vanadium electric steel, forged, oil-hardened

**Style 1**  
 long, trapezoidal jaws;  
 knurled gripping surfaces

**Style 3**  
 long, round jaws;  
 smooth gripping surfaces



Article No.	EAN 4003773-	↔ mm	⚡ 1000V	Style	Pliers	Handles	Dimensions					⚖ g
							L3 mm	W3 mm	T1 mm	W4 mm	T2 mm	
30 16 160	001904	160		1	chrome plated	insulated with multi-component grips, VDE-tested	46.5	16.5	9.5	3.0	5.0	150
30 36 160	002123	160		3	chrome plated	insulated with multi-component grips, VDE-tested	41.0	16.5	9.5	5.0	2.5	141

70

## Diagonal Cutters

DIN ISO 5749 IEC 60900 DIN EN 60900




70 06 160  
 ⚠ 1000 V   









70 07 160  
 ⚠ 1000 V   

- the indispensable diagonal cutter for all-round use
- high quality material and precise workmanship for long service life
- precision cutting edges for soft and hard wire
- clean cutting of thin copper wires, also at the cutting-edge tips
- precision cutting edges additionally induction hardened, cutting edge hardness approx. 62 HRC
- narrow head style for use in confined areas
- Vanadium electric steel; forged, oil-hardened



Slim head style and precise cut at blade tips: Advantageous when working in confined areas

Article No.	EAN 4003773-	↔ mm		Pliers	Handles	Cutting capacities			⚖ g
						⊘ mm	⊘ mm	⊘ mm	
70 06 125	018124	125				3.0	2.3	1.5	121
70 06 140	040293	140		chrome plated	insulated with multi-component grips, VDE-tested	4.0	2.5	1.8	160
70 06 160	021995	160	⚠ 1000 V   			4.0	2.8	2.0	216
70 06 180	033813	180				4.0	3.0	2.5	254
70 07 160	018155	160		chrome plated	with dipped insulation, VDE-tested	4.0	2.8	2.0	227
70 07 180	018179	180	⚠ 1000 V   			4.0	3.0	2.5	269
70 26 160	018223	160		chrome plated	insulated with multi-component grips, VDE-tested	4.0	2.8	1.8	216

74

## High Leverage Diagonal Cutters

DIN ISO 5749 IEC 60900 DIN EN 60900



74 06 200  
 ⚠ 1000 V   









74 07 200  
 ⚠ 1000 V   

**20 % less effort required** compared to conventional diagonal cutters of the same length.  
 With integrated forged joint axle.



- with forged-in axle for heaviest duty
- suitable for all types of wire including piano wire
- high cutting performance with minimum effort due to optimum coordination of the cutting edge angle, transmission ratio and ergonomic handle shape
- precision cutting edges additionally induction-hardened, cutting edge hardness approx. 64 HRC
- Chrome vanadium heavy-duty steel, forged, oil-hardened

Article No.	EAN 4003773-	↔ mm		Pliers	Handles	Cutting capacities			⚖ g
						⊘ mm	⊘ mm	⊘ mm	
74 06 160	040705	160			insulated with multi-component grips, VDE-tested	3.4	2.5	2.0	215
74 06 180	022985	180		chrome plated		3.8	2.7	2.2	280
74 06 200	033820	200	⚠ 1000 V   			4.2	3.0	2.5	308
74 06 250	041955	250				4.6	3.5	3.0	453
74 07 200	018414	200		chrome plated	with dipped insulation, VDE-tested	4.2	3.0	2.5	328
74 07 250	018421	250	⚠ 1000 V   			4.6	3.5	3.0	510




86  
07

## Pliers Wrench insulated

IEC 60900 DIN EN 60900

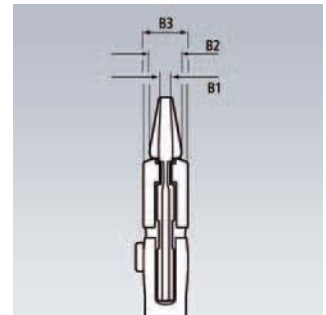
PATENTED



86 07 250

⚡ 1000V

- pliers and wrench in a single tool
- also excellent for gripping, holding, pressing and bending workpieces
- zero backlash jaw pressure prevents damage to edges of sensitive and soft nuts (Cu)
- with scale for presetting the opening width apart from the workpiece
- no unintentional shift of the gripping jaws and no slipping of the joint
- parallel jaws allow infinitely variable gripping of all widths to the specified maximum size
- the action of the jaws allows quick tightening and release of bolted connections using the ratchet principle
- lever transmission greater than 10 – 1 for strong gripping power
- Chrome vanadium electric steel, forged, oil-hardened



Scale for setting the opening width, apart from the workpiece

Article No.	EAN 4003773-	↔ mm	⚡ 1000V	Pliers	Handles	Hexagon		Adjustment positions	Dimensions			⚖ g
						Inch	mm		B1 mm	B2 mm	B3 mm	
86 07 250	065067	250	⚡ 1000V	nickel plated	with dipped insulation, VDE-tested	1 3/4	46	17	8.0	8	14	615

88


## KNIPEX Alligator® Water Pump Pliers

DIN ISO 8976 IEC 60900 DIN EN 60900



88 06 250

⚡ 1000V



88 07 250

⚡ 1000V

- box-joint design: high stability because of double guide
- self-locking on pipes and nuts: no slipping on the workpiece and low hand force required
- guard prevents operators' fingers being pinched
- favourable lever action: optimum transmission of force
- gripping surfaces with special hardened teeth, teeth hardness approx. 61 HRC: low wear and stable gripping
- Chrome vanadium electric steel, forged, oil-hardened



### Length 250 mm

more output and comfort compared to conventional water pump pliers of the same length: 9-notch adjustment positioning for 30 % more gripping capacity; good access to the workpiece due to slim size in the head and joint area

Article No.	EAN 4003773-	↔ mm	⚡ 1000V	Pliers	Handles	Hexagon		Adjustment positions	⚖ g	
						Ø Inch	Ø mm			
88 06 250	039303	250	⚡ 1000V	chrome plated	insulated with multi-component grips, VDE-tested	2	50	46	9	374
88 07 250	019343	250	⚡ 1000V	chrome plated	with dipped insulation, VDE-tested	2	50	46	9	420
88 07 300	022350	300				2 3/4	70	60		

87  
26

## KNIPEX Cobra® VDE

Hightech Water Pump Pliers, insulated

DIN ISO 8976 IEC 60900 DIN EN 60900

w



87 26 250



The adjustment procedure to adapt to the workpiece is easy and reliable with the KNIPEX Cobra® VDE: place the upper gripping jaw of the opened pliers on the workpiece, push pliers handle to close, done!

- adjustment by shifting one jaw directly on to the workpiece: fast, reliable and comfortable handling
- opening at the touch of a button off the workpiece
- fine adjustment to fit very different workpiece sizes with a comfortable handle position
- good access to the workpiece due to slim size in the head and joint area
- self-locking on pipes and nuts: no slipping on the workpiece and low hand force required
- gripping surfaces with special hardened teeth, teeth hardness approx. 61 HRC: low wear and reliable gripping
- box-joint design: high stability because of double guide
- guard prevents operators' fingers being pinched
- Chrome vanadium electric steel, forged, oil-hardened



Quick setting without using a push-button



Just push the pliers handle to adjust!



1000 V

Article No.	EAN 4003773-	↔ mm		Pliers	Handles	∅ Inch	∅ mm	∅ mm	Adjustment positions	⚖ g
87 26 250	071495	250	⚡ 1000 V	chrome plated	insulated with multi-component grips, VDE-tested	2	50	46	24	340

92

**Precision Tweezers**

IEC 60900 DIN EN 60900



92 27 61  
 ⚡ 1000V ⚡



92 27 62  
 ⚡ 1000V ⚡



92 37 64  
 ⚡ 1000V ⚡  $\angle 45^\circ$



92 67 63  
 ⚡ 1000V ⚡

- tested according IEC 60900 : 2004
- with dipped insulation
- nickel plated
- Spring steel, high-strength

**92 27 61**  
 for ultra fine mounting work; extra fine tips; straight pattern; gripping surfaces matt finished for optimum grip

**92 27 62**  
 straight pattern; gripping surfaces with fine transverse serration

**92 37 64**  
 angled tips; gripping surfaces with fine transverse serration

**92 67 63**  
 straight pattern; serrated gripping surfaces

Article No.	EAN 4003773-	↔ mm		Finish	⚖ g
92 27 61	054757	130	⚡ 1000V ⚡	with dipped insulation	32
92 27 62	054764	150	⚡ 1000V ⚡	with dipped insulation	35
92 37 64	054856	150	⚡ 1000V ⚡ $\angle 45^\circ$	with dipped insulation	34
92 67 63	054931	145	⚡ 1000V ⚡	with dipped insulation	43

95

**Cable Shears**

IEC 60900 DIN EN 60900



95 06 230  
 ⚡ 1000V

- for cutting copper and aluminium cables
- not suitable for steel wire and hard drawn copper conductors
- precision ground, hardened blades
- no crushing, slight deformation of the cable only
- guard prevents operators' fingers being pinched
- adjustable bolted joint
- Shears body; surgical steel, stainless, vacuum-hardened
- Handles: plastic, impact-proof

**95 06 230**  
 for copper single conductors up to 16 mm<sup>2</sup>, multiple stranded wires up to 50 mm<sup>2</sup>, fine stranded up to 70 mm<sup>2</sup> and aluminium conductors multiple stranded wires up to 70 mm<sup>2</sup>; easy cutting with one-hand operation due to high transmission ratio; stainless – special grade – steel, oil-hardened and tempered

Article No.	EAN 4003773-	↔ mm		Head	Handles	Cutting capacities		AWG	⚖ g
						⊕ mm	⊕ mm <sup>2</sup>		
95 06 230	006305	230	⚡ 1000V	polished	plastic insulated, VDE-tested	16	50	1/0	274

## 95 1 Cable Shears

IEC 60900 DIN EN 60900



95 16 165



95 26 165



- for cutting copper and aluminium single conductors as well as multiple stranded cables
- not suitable for steel wire and hard drawn copper conductors
- precision ground, hardened blades
- clean and smooth cut without crushing and deformation
- easy cutting with one-hand operation
- guard prevents operators' fingers being pinched
- adjustable bolted joint, self-retaining screw
- High-grade special tool steel, forged, oil-hardened

### Style 2

internal opening spring, protected and captive



Cut performed with a Diagonal Cutter: high effort required, inaccurate cut, considerable deforming and crushing of the cable



Cut effected with a Cable Shear: easy, clean cut without any deformation of the cable



Article No.	EAN 4003773-	↔ mm	Tool	Handles	Cutting capacities		AWG	⚖ g
					⊕ Ø mm	⊕ mm <sup>2</sup>		
95 16 165	039648	165	chrome plated	insulated with multi-component grips, VDE-tested	15	50	1/0	262
95 26 165	069980	165	chrome plated	insulated with multi-component grips, VDE-tested	15	50	1/0	275



95  
1

## Cable Shears with twin cutting edge

IEC 60900 DIN EN 60900

PATENTED



95 16 200

⚠ 1000V



95 17 200

⚠ 1000V

- for cutting copper and aluminium cables
- not suitable for steel wire and hard drawn copper conductors
- precision ground, hardened blades
- clean and smooth cut without crushing and deformation
- easy cutting with one-hand operation
- initial and final cut (upper and lower blade) allows cables of up to 20 mm dia. to be cut
- low hand force required due to favourable lever ratio and new blade geometry
- guard prevents operators' fingers being pinched
- adjustable bolted joint, self-retaining screw
- High-grade special tool steel, forged, oil-hardened



**Initial cut:** using the front cutting edge to cut the insulating sheath on larger cable diameters leaves an ergonomic handle opening width.



**Final cut:** after cutting the sheath in the front profile the cut is finished through the metal part of the cable in the rear profile. Initial cut in the front profile, final cut in the rear profile - to keep it as easy as possible.

Article No.	EAN 4003773-	↔ mm	⚠ 1000V	Ttool	Handles	Cutting capacities		AWG	⚖ g
						Ø mm	mm <sup>2</sup>		
95 16 200	026761	200	⚠ 1000V	chrome plated	insulated with multi-component grips, VDE-tested	20	70	2/0	340
95 17 200	026952	200	⚠ 1000V	chrome plated	with dipped insulation, VDE-tested	20	70	2/0	360

**95<sub>1</sub>** Cable Shears

IEC 60900 DIN EN 60900



95 17 500



- for cutting copper and aluminium single conductors as well as multiple stranded cables
- not suitable for steel wire and wire ropes
- precision ground, hardened blades
- clean and smooth cut without crushing and deformation
- less effort required due to favourable lever ratio and optimised cutting-edge geometry
- short design, length only 500 mm
- low weight
- guard prevents operators' fingers being pinched
- adjustable bolted joint
- Cutter head: Vanadium electric steel, forged, oil-hardened
- Handles: aluminium tube, high-strength



Large cutting capacity:  
max. 27 mm dia. / 150 mm<sup>2</sup>

Article No.	EAN 4003773-	↔ mm	1000V	Head	Handles	Cutting capacities		AWG	 g
						 Ø mm	 mm <sup>2</sup>		
95 17 500	026785	500		polished	with dipped insulation, VDE-tested	27	150	5/0	1477

**95<sub>2</sub>** Cable Shears

IEC 60900 DIN EN 60900



95 27 600



- for cutting copper and aluminium single conductors as well as multiple stranded cables
- not suitable for steel wire and wire ropes
- precision ground, hardened blades
- clean and smooth cut without crushing and deformation
- favourable transmission ratio due to double lever
- favourable lever ratio due to toggle lever
- guard prevents operators' fingers being pinched
- adjustable bolted joint
- bolted cutter head, replaceable
- Blade head: high-grade chrome vanadium electric steel, forged, oil-hardened
- Handles: steel tube

Article No.	EAN 4003773-	↔ mm	1000V	Head	Handles	Cutting capacities		AWG	 g
						 Ø mm	 mm <sup>2</sup>		
95 27 600	021797	600		polished	with dipped insulation, VDE-tested	27	150	5/0	2301

95 29 600	021803	Spare cutter head for 95 21 600 / 95 27 600							
-----------	--------	---	--	--	--	--	--	--	--

95  
3

## Cable Cutters ratchet action

IEC 60900 DIN EN 60900

PATENTED



95 36 280

⚡ 1000V

- for cutting copper and aluminium single conductors as well as multiple stranded cables
- not suitable for steel wire and wire ropes
- precision ground, hardened blades
- clean and smooth cut without crushing and deformation
- one-hand operation using ratchet principle
- little hand force required due to very high transmission ratio
- two-stage ratchet drive for easy cutting
- simple handling as a result of low weight and compact design – can be used even in confined areas
- guard prevents operators' fingers being pinched
- High-grade special tool steel, forged, oil-hardened

95 36 280

suitable for aluminium sector cable up to 4 x 150 mm<sup>2</sup>



Ratchet principle and two-stage ratchet drive for easier cutting

Article No.	EAN 4003773-	↔ mm	⚡ 1000V	Tool	Handles	Cutting capacities			MCM	⚖ g
						∅ mm	mm <sup>2</sup>			
95 36 250	026884	250	⚡ 1000V	black lacquered	insulated with multi-component grips, VDE-tested	32	240	500	652	
95 36 280	026891	280	⚡ 1000V	black lacquered	insulated with multi-component grips, VDE-tested	52	380	750	835	
95 39 250	022244	Movable spare blade for 95 31 250 / 95 36 250								
95 39 280	025283	Movable spare blade for 95 31 280 / 95 36 280								

95  
7

## Wire Rope and ACSR-Cable Cutter

IEC 60900 DIN EN 60900



95 77 600

⚡ 1000V

- for wire ropes and steel rods, copper and aluminium cables
- suitable for cutting overhead line cables with strain relief wire (ACSR cables)
- angular cutting blades allow cutting of single rope wire
- optimum transmission ratio for high cutting performance
- bolted cutter head, replaceable
- high-strength aluminium handles
- low weight
- Cutter head: high-grade special tool steel, oil-hardened
- Handles: aluminium, high-strength



Article No.	EAN 4003773-	↔ mm	⚡ 1000V	Head	Handles	Cutting capacities			AWG	⚖ g
						mm <sup>2</sup>	∅ mm	∅ mm		
95 77 600	025313	600	⚡ 1000V	polished	with dipped insulation	150	14.0	9.0	5/0	2359
95 79 600	025337	Spare cutter head for 95 71 600 / 95 77 600								

97  
68

## Crimping Pliers for end sleeves (ferrules)

IEC 60900 DIN EN 60900






97 68 145 A

⚠ 1000 V  



- for crimping end sleeves (ferrules) according DIN 46228 parts 1 + 4 in an area of application from 0.25 up to 2.5 mm<sup>2</sup>
- crimping in marked trapezoidal dies for reliable connections between the sleeve and the conductor
- Vanadium electric steel; forged, oil-hardened

Article No.	EAN 4003773-	↔ mm				Head	Handles	Capacity mm <sup>2</sup>	AWG	Number of crimping positions	⚖ g	
97 68 145 A	071754	145	⚠ 1000 V				polished	insulated with multi-component grips, VDE-tested	0.25 - 2.5	23 - 13	6	175



98  
0

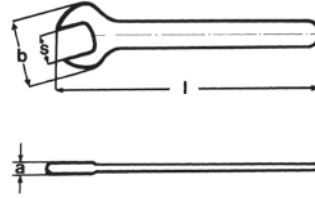
## Open End Wrenches

IEC 60900 DIN EN 60900

- jaw 15° angled
- basic tool chrome plated
- Chrome vanadium steel, forged, oil-hardened



98 00 14  
⚠ 1000 V ○



Article No.	EAN 4003773-		Width across flats S mm	Width across flats S Inch	Length l max. mm	Head width b max. mm	Head thickness a max. mm	g
98 00 07	019824	⚠ 1000 V ○	7.0		105.0	20.0	4.0	15
98 00 08	019831		8.0		105.0	22.0	4.0	31
98 00 09	019848		9.0		105.0	24.0	4.0	29
98 00 10	019893		10.0		105.0	27.0	5.0	40
98 00 11	019909		11.0		120.0	30.0	5.5	45
98 00 12	019923		12.0		125.0	32.0	5.5	70
98 00 13	019930		13.0		130.0	34.0	6.5	68
98 00 14	019947		14.0		135.0	35.0	6.5	86
98 00 15	019954		15.0		145.0	37.0	7.0	80
98 00 16	019961		16.0		155.0	38.0	7.0	112
98 00 17	019978		17.0		155.0	42.0	8.0	119
98 00 18	019985		18.0		160.0	44.0	8.0	149
98 00 19	019992		19.0		165.0	47.0	9.0	154
98 00 22	020004		22.0		190.0	52.0	9.0	216
98 00 24	020011		24.0		210.0	56.0	9.0	262
98 00 27	020028		27.0		215.0	63.0	9.0	307
98 00 1/4"	019886				108.0	20.0	4.0	32
98 00 5/16"	020073				108.0	22.0	4.0	36
98 00 3/8"	020042				108.0	27.0	5.0	37
98 00 7/16"	020097				120.7	30.0	5.5	53
98 00 1/2"	019879				139.7	34.0	6.5	60
98 00 9/16"	020110				152.4	35.0	6.5	102
98 00 5/8"	020080				165.1	38.0	7.0	124
98 00 3/4"	020035				190.5	47.0	9.0	164
98 00 1 1/16"	019855				215.0	63.0	9.0	400

98  
0

## Box Wrenches

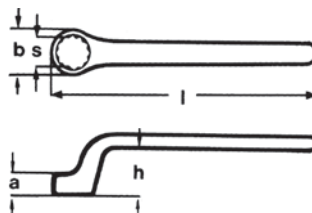
IEC 60900 DIN EN 60900



98 01 14

⚡ 1000V ○

- cranked
- basic tool chrome plated
- Chrome vanadium steel, forged, oil-hardened



Article No.	EAN 4003773-		Width across flats S mm	Length l max. mm	Head width b max. mm	Head thickness a max. mm	Depth of crank h max. mm	⚖ g
98 01 07	020134	⚡ 1000V ○	7.0	150.0	12.0	7.0	18.0	55
98 01 08	020141		8.0	155.0	14.0	7.0	19.0	68
98 01 09	020158		9.0	165.0	15.5	8.0	19.0	78
98 01 10	020196		10.0	160.0	17.0	9.0	20.0	75
98 01 11	020202		11.0	165.0	18.5	10.0	21.0	93
98 01 12	020226		12.0	185.0	18.5	10.0	23.0	118
98 01 13	020233		13.0	185.0	21.5	11.0	23.0	125
98 01 14	020240		14.0	195.0	23.0	12.0	24.0	147
98 01 15	020257		15.0	200.0	24.0	12.0	24.0	143
98 01 16	020264		16.0	200.0	26.0	12.0	26.0	172
98 01 17	020271		17.0	205.0	27.0	13.0	26.0	184
98 01 18	020288		18.0	210.0	29.0	13.0	28.0	210
98 01 19	020295		19.0	225.0	30.0	14.0	28.0	245
98 01 22	020301		22.0	225.0	35.0	15.0	30.0	268
98 01 24	020318		24.0	265.0	38.0	16.0	30.0	961

98  
0

## Nut Drivers with screwdriver handle

IEC 60900 DIN EN 60900



98 03 10

⚡ 1000V ○



- ergonomically optimised dual component handle for fatigue reduced work and optimum transmission of force
- handle design prevents rolling
- Chrome vanadium molybdenum steel

Article No.	EAN 4003773-	↔ mm		Tip	Handle	Width across flats S mm	Blade length mm	Handle length mm	Head dia. mm	⚖ g
98 03 04	071679	230				4.0	125.0	107	9.0	70
98 03 05	071686	230				5.0	125.0	107	10.0	70
98 03 055	026082	232				5.5	125.0	107	11.0	87
98 03 06	026099	232				6.0	125.0	107	12.0	88
98 03 07	026105	237				7.0	125.0	112	14.0	123
98 03 08	024095	237	⚡ 1000V  ○	burnished	insulating multi-component handle, VDE-tested	8.0	125.0	112	15.0	125
98 03 09	026112	237				9.0	125.0	112	16.0	129
98 03 10	026129	237				10.0	125.0	112	17.0	118
98 03 11	026136	237				11.0	125.0	112	19.0	148
98 03 12	026143	237				12.0	125.0	112	20.0	150
98 03 13	026150	237				13.0	125.0	112	21.0	152

98  
0


## Nut Drivers with T-handle

IEC 60900 DIN EN 60900



98 04 13

⚡ 1000V ○



98 05 13

⚡ 1000V ○

- Special tool steel, oil-hardened



Article No.	EAN 4003773-	↔ mm		Width across flats S mm	Handle length max. mm	Head dia. mm	⚖ g
98 04 08	071341	200		8.0	90	15.0	344
98 04 10	026167	200		10.0	155	19.5	324
98 04 13	026198	200	⚡ 1000V  ○	13.0	155	23.5	344
98 04 17	026211	200		17.0	155	28.5	426
98 04 19	020424	200		19.0	155	31.0	525
98 04 22	026228	200		22.0	155	34.5	560
98 05 13	026273	300		13.0	155	23.5	409
98 05 17	026297	300	⚡ 1000V  ○	17.0	155	28.5	544
98 05 19	026303	300		19.0	155	31.0	674

98  
07


## Adjustable Wrench



98 07 250

⚡ 1000V ◁ ∠22° ○

- parallel smooth gripping jaws
- continuously variable gripping width
- with scaling for presetting the width apart from the workpiece
- Chrome Vanadium steel



Article No.	EAN 4003773-	↔ mm		Tool	Handle	⬡ mm	⬡ Inch	Jaw width mm	Head width mm	Width mm	Depth mm	⚖ g
98 07 250	071518	260	⚡ 1000V ◁ ∠22° ○	chrome plated	with dipped insulation	30	1 1/8	8.0	16.0	73.0	20.0	500

98  
1

## Screwdrivers for hexagon socket screws

IEC 60900 DIN EN 60900



98 13 30

⚡ 1000V ⚡ ⚙ ○



- ergonomically optimised dual component handle for fatigue reduced work and optimum transmission of force
- handle design prevents rolling
- Chrome vanadium molybdenum steel

Article No.	EAN 4003773-	↔ mm		Tip	Handle	Width across flats S mm	Blade length mm	Length of non-insulated blade mm	Handle length mm	⚖ g
98 13 20	071693	175	⚡ 1000V ⚡ ⚙ ○	burnished	insulating multi-component handle, VDE-tested	2.0	75.0	15.0	102	40
98 13 25	026334	177				2.5	75.0	15.0	102	32
98 13 30	026341	182				3.0	75.0	15.0	107	49
98 13 40	026358	182				4.0	75.0	15.0	107	55
98 13 50	026365	187				5.0	75.0	15.0	112	82
98 13 60	026372	212				6.0	100.0	15.0	112	98



98  
1

## Screwdrivers for hexagon socket

**SCREWS** with T-handle

IEC 60900 DIN EN 60900

- Special tool steel, oil-hardened



98 14 08  
⚠ 1000 V

98 15 08  
⚠ 1000 V

Article No.	EAN 4003773-	↔ mm		Width across flats S mm	Length of non-insulated blade ± 2 mm	T-handle length mm	⚖ g
98 14 05	020431	120		5.0	9.0	90.0	220
98 14 06	020448	120	⚠ 1000 V	6.0	10.0	90.0	208
98 14 08	020455	120		8.0	11.0	90.0	286
98 15 05	020479	250		5.0	9.0	90.0	363
98 15 06	020486	250	⚠ 1000 V	6.0	10.0	90.0	452
98 15 08	020493	250		8.0	11.0	90.0	359

98  
2

## Screwdrivers for slotted screws

IEC 60900 DIN EN 60900

- ergonomically optimised dual component handle for fatigue reduced work and optimum transmission of force
- handle design prevents rolling
- Chrome vanadium molybdenum steel



98 20 55  
⚠ 1000 V

**98 21 45**  
especially for meter assembly with blade length of 180 mm

Article No.	EAN 4003773-	↔ mm		Tip	Handle	Blade width mm	Blade thickness mm	Length of blade mm	Length of non-insulated blade mm	Handle length mm	⚖ g
98 20 10	026396	320			burnished insulating multi-component handle, VDE-tested	10.0	1.6	200	15	120	184
98 20 25	062325	177				2.5	0.4	75	15	102	32
98 20 30	062332	202				3.0	0.5	100	15	102	35
98 20 35	024217	202	⚠ 1000 V			3.5	0.6	100	15	102	35
98 20 40	026402	202	⚠ 1000 V			4.0	0.8	100	15	102	38
98 20 55	024224	232				5.5	1.0	125	15	107	69
98 20 65	026419	262				6.5	1.2	150	15	112	105
98 20 80	024231	295				8.0	1.2	175	15	120	152
98 21 45	026426	287	⚠ 1000 V	burnished	insulating multi-component handle, VDE-tested	4.5	0.8	180	15	107	66

98  
2

## Screwdrivers for cross-recessed screws Phillips®




IEC 60900 DIN EN 60900

- ergonomically optimised dual component handle for fatigue reduced work and optimum transmission of force
- handle design prevents rolling
- Chrome vanadium molybdenum steel



98 24 03

⚡ 1000V   

Article No.	EAN 4003773-	↔ mm		Tip	Handle	Size	Blade length mm	Length of non-insulated blade mm	Handle length mm	⚖ g
98 24 00	026433	162	⚡ 1000V   	burnished	insulating multi-component handle, VDE-tested	PH 0	60	15	102	32
98 24 01	026440	187				PH 1	80	15	107	58
98 24 02	026457	212				PH 2	100	18	112	94
98 24 03	026464	270				PH 3	150	18	120	165
98 24 04	026471	320				PH 4	200	18	120	244

98  
2

## Screwdrivers for cross-recessed screws Pozidriv®




IEC 60900 DIN EN 60900

- ergonomically optimised dual component handle for fatigue reduced work and optimum transmission of force
- handle design prevents rolling
- Chrome vanadium molybdenum steel



98 25 03

⚡ 1000V   

Article No.	EAN 4003773-	↔ mm		Tip	Handle	Size	Blade length mm	Length of non-insulated blade mm	Handle length mm	⚖ g
98 25 00	062370	162	⚡ 1000V   	burnished	insulating multi-component handle, VDE-tested	PZ 0	60	15	102	40
98 25 01	031260	187				PZ 1	80	15	107	58
98 25 02	031277	212				PZ 2	100	18	112	94
98 25 03	031284	270				PZ 3	150	18	120	165
98 25 04	062387	320				PZ 4	200	18	120	85

98  
2

## Screwdrivers for Torx® screws




IEC 60900 DIN EN 60900

- ergonomically optimised dual component handle for fatigue reduced work and optimum transmission of force
- handle design prevents rolling
- Chrome vanadium molybdenum steel



98 26 30

⚡ 1000V   

Article No.	EAN 4003773-	↔ mm		Tip	Handle	Size	Blade length mm	Length of non-insulated blade mm	Handle length mm	⚖ g
98 26 10	071709	160	⚡ 1000V   	burnished	insulating multi-component handle, VDE-tested	TX 10	60	15	102	25
98 26 15	071716	185				TX 15	80	15	107	25
98 26 20	071723	185				TX 20	80	15	107	25
98 26 25	071730	185				TX 25	80	15	107	25
98 26 30	071747	210				TX 30	100	18	112	25

98  
40

## T-handle with driving square 3/8" or 1/2"

IEC 60900 DIN EN 60900



98 40

⚡ 1000V 1/2

- for use with sockets
- quick, easy and reliable locking of attached sockets
- basic tool chrome plated
- High-grade special tool steel, forged, oil-hardened

Article No.	EAN 4003773-	↔ mm		Handle length mm	Square drive Inch	⚖ g
98 30	026488	200	⚡ 1000V 3/8	165	3/8	447
98 40	026501	200	⚡ 1000V 1/2	165	1/2	631

98

## Reversible Ratchets

with driving square 3/8" or 1/2"

IEC 60900 DIN EN 60900



98 31

⚡ 1000V 3/8

- for use with sockets
- reversible for clockwise and anti-clockwise directions
- extremely smooth action
- quick, easy and reliable locking of attached sockets
- Chrome vanadium steel, forged

Article No.	EAN 4003773-	↔ mm		Square drive Inch	⚖ g
98 31	026495	190	⚡ 1000V 3/8	3/8	324
98 41	026518	265	⚡ 1000V 1/2	1/2	625

98

## Extension Bars

with internal and driving square 3/8" or 1/2"

IEC 60900 DIN EN 60900



98 35 125

⚡ 1000V 3/8 3/8

- for use with sockets
- with internal and external square
- quick, easy and reliable locking of attached sockets
- Chrome vanadium steel, forged

Article No.	EAN 4003773-	↔ mm		Square drive Inch	⚖ g
98 35 125	020530	125	⚡ 1000V 3/8 3/8	3/8	149
98 35 250	020547	250	⚡ 1000V 3/8 3/8	3/8	294
98 45 125	020813	125	⚡ 1000V 1/2 1/2	1/2	258
98 45 250	020820	250	⚡ 1000V 1/2 1/2	1/2	490



98 45 250

⚡ 1000V 1/2 1/2

98

# Hexagon Sockets for hexagonal screws

for internal square 3/8" or 1/2"

IEC 60900 DIN EN 60900



98 37 17

⚡ 1000V ⚡

- for metric and imperial hexagonal head screws
- basic tool chrome plated
- Chrome Vanadium steel



Article No.	EAN 4003773-	↔ mm		Width across flats S mm	Width across flats S Inch	dia. of effective tool side d max. mm	Square drive Inch	⚖ g	
98 37 10	020578		⚡ 1000V ⚡	10.0		18.7	3/8	32	
98 37 11	020585			11.0		20.0	3/8	32	
98 37 12	020608			12.0		21.2	3/8	33	
98 37 13	020615			13.0		22.5	3/8	33	
98 37 14	020622			14.0		23.7	3/8	39	
98 37 17	020639			17.0		27.5	3/8	61	
98 37 19	020646			19.0		30.0	3/8	73	
98 37 5/16"	020684					16.2	3/8	30	
98 37 3/8"	020677					18.7	3/8	31	
98 37 7/16"	020707					20.0	3/8	31	
98 37 1/2"	020554					22.5	3/8	33	
98 37 9/16"	020721					23.7	3/8	39	
98 37 5/8"	020691					26.2	3/8	51	
98 37 3/4"	020660					30.0	3/8	71	
98 37 1/4"	020561					14.7	3/8	30	
98 47 10	020882			⚡ 1000V ⚡	10.0		19.5	1/2	63
98 47 11	020899				11.0		20.7	1/2	61
98 47 12	020912		12.0			23.0	1/2	64	
98 47 13	020929		13.0			23.2	1/2	64	
98 47 14	020943		14.0			24.5	1/2	67	
98 47 16	027287		16.0			26.9	1/2	69	
98 47 17	020967		17.0			28.2	1/2	75	
98 47 18	027294		18.0			29.0	1/2	81	
98 47 19	020974		19.0			30.7	1/2	99	
98 47 22	020981		22.0			34.5	1/2	125	
98 47 24	020998		24.0			37.0	1/2	151	
98 47 27	021001		27.0			41.0	1/2	183	
98 47 1/2"	020875					23.2	1/2	67	
98 47 9/16"	021094					24.5	1/2	64	
98 47 5/8"	021063					26.9	1/2	72	
98 47 11/16"	020905					28.2	1/2	88	
98 47 3/4"	021018					30.7	1/2	97	
98 47 7/8"	021087					34.5	1/2	124	
98 47 1"	020868					41.0	1/2	167	





98

### Hexagon Sockets for hexagon socket screws for internal square 3/8" or 1/2"

DIN 7422 IEC 60900 DIN EN 60900

- for metric internal hexagonal head screws
- basic tool chrome plated
- Special tool steel



98 39 06

⚡ 1000V ○ ○

Article No.	EAN 4003773-	↔ mm		Width across flats S mm	Length of non-insulated blade ± 2 mm	Square drive Inch	⚖ g
98 39 05	020776	75		5.0	9	3/8	59
98 39 06	020783	75	⚡ 1000V ○ ○	6.0	10	3/8	58
98 49 05	021155	75		5.0	9	1/2	68
98 49 06	021162	75	⚡ 1000V ○ ○	6.0	10	1/2	72
98 49 08	021179	75		8.0	11	1/2	87

98  
4

### Reversible Ratchet with driving square 1/2"

ISO 3315 IEC 60900 DIN EN 60900

- reversible for clockwise and anti-clockwise directions
- very reliable retention of the actuating tools ensured by mechanically locked retaining system
- Chrome Vanadium steel



98 42

⚡ 1000V 1/2

Article No.	EAN 4003773-	↔ mm		Square drive Inch	⚖ g
98 42	026525	265	⚡ 1000V 1/2	1/2	599

98

### Torque Wrench with driving square, reversible

DIN EN ISO 6789 IEC 60900 DIN EN 60900

- reversible for tightening of lefthanded threads
- lockable torque adjustment
- very reliable retention of the actuating tools ensured by mechanically locked retaining system
- transparent insulated scale range
- calibration certificate included
- Chrome Vanadium steel



98 43 50

⚡ 1000V 1/2



Transparent insulated scale range

Article No.	EAN 4003773-	↔ mm		Range of Application	Square drive Inch	⚖ g
98 33 25	072676	290		5 - 25 Nm	3/8	1230
98 33 50	071761	385	⚡ 1000V 1/2	5 - 50 Nm	3/8	1230
98 43 50	071778	385	⚡ 1000V 1/2	5 - 50 Nm	1/2	1230

98  
5

## Cable Knives

IEC 60900 DIN EN 60900



98 52  
⚡ 1000V ⚡



98 54  
⚡ 1000V ⚡

- ergonomically improved handle shape with comfortable slip guard
- particularly confident grip thanks to slip-proof soft components
- thumb recess and "finger hook" at the end of the handle ensure a good transmission of force when the blade is pulled
- solid, fixed straight blade
- transparent protective cap
- Blade: special tool steel, oil-hardened

**98 54**  
back of the blade plastic coated to avoid short circuits

Article No.	EAN 4003773-	↔ mm		Handle	Blade length mm	g
98 52	035565	180	⚡ 1000V ⚡	insulating multi-component handle, VDE-tested	50	67
98 54	026563	180	⚡ 1000V ⚡	insulating multi-component handle, VDE-tested	50	68

98  
5

## Dismantling Knives

IEC 60900 DIN EN 60900



98 53 03  
⚡ 1000V ⚡



98 53 13  
⚡ 1000V ⚡



98 55  
⚡ 1000V ⚡

- ergonomically improved handle shape with comfortable slip guard
- particularly confident grip thanks to slip-proof soft components
- thumb recess and "finger hook" at the end of the handle ensure a good transmission of force when the blade is pulled
- transparent protective cap

**98 53 03**  
solid, fixed hook blade; suitable for round cables;  
Blade: special tool steel, oil-hardened

**98 53 13**  
narrow, fixed hook blade, sickle shaped; suitable for sector cables;  
Blade: special tool steel, oil-hardened

**98 55**  
solid, fixed hook blade, sickle shaped; with guide shoe at the blade point;  
no damage of the conductor insulation;  
Blade: surgical steel, stainless, vacuum-hardened

Article No.	EAN 4003773-	↔ mm		Handle	Blade length mm	Radius mm	g
98 53 03	026549	155	⚡ 1000V ⚡	insulating multi-component handle, VDE-tested	28	7	64
98 53 13	026556	180	⚡ 1000V ⚡	insulating multi-component handle, VDE-tested	50	40	64
98 55	022558	155	⚡ 1000V ⚡	insulating multi-component handle, VDE-tested	38	23.5	68



98  
5

## Cable Knife with replaceable blade

IEC 60900 DIN EN 60900



98 56

⚡ 1000V

- straight blade with special sharpening; replaceable
- with hinged blade guard, integrated in the handle, captive
- back of the blade plastic coated to avoid short circuits
- ergonomically shaped insulating handle
- Blade: surgical steel, stainless, vacuum hardened

Article No.	EAN 4003773-	↔ mm		Blade length mm	⚖ g
98 56	026570	185	⚡ 1000V	50	64
98 56 09	030829	Spare blade for 98 56			

98  
60

## Voltage tester with load application

DUSPOL® compact

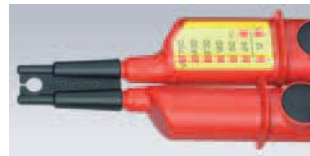
DIN VDE 0682-401 IEC 61243-3 EN 61243-3



98 60 04

⚡ 1000V

- overvoltage category: CAT IV 500 V, III 690 V
- LED display shows direct and alternating current levels 12, 24, 50, 120, 230, 400 and 750 V
- polarity test with direct voltage
- intentional RCCB tripping
- protection class: IP 64 (dust-proof and splash-proof)



Article No.	EAN 4003773-	↔ mm		⚖ g
98 60 04	051961	1400	⚡ 1000V	188

98  
6

## Flat Nose Pliers of plastic, insulating

IEC 60900 DIN EN 60900 ASTM F1505



98 62 01

⚡ 1000V

- the insulating construction reduces risk of short circuits
- for meter installation and meter blocking
- Plastic material, fibreglass reinforced

Article No.	EAN 4003773-	↔ mm		⚖ g
98 62 01	073956	180	⚡ 1000V	130

98  
6

## Snipe Nose Pliers of plastic, insulating

IEC 60900 DIN EN 60900 ASTM F1505



98 62 02

⚡ 1000V

- the insulating construction reduces risk of short circuits
- Plastic material, fibreglass reinforced

Article No.	EAN 4003773-	↔ mm		⚖ g
98 62 02	073963	220	⚡ 1000V	140



98  
6

## Insulating Clamp solid plastic, insulating

DIN VDE 0680-1



98 64 02

1000V  $\overline{\text{M}}$

- for holding insulating mats in place
- with integrated spring
- the insulating construction reduces the risk of short circuits
- Solid plastic, fibreglass-reinforced

Article No.	EAN 4003773-	↔ mm		Clamping capacity mm	g
98 64 02	021193	150	1000V $\overline{\text{M}}$	15	61

98  
6

## Plastic Slip-On Caps conical

DIN VDE 0680-1



98 65 01

1000V

- to cover bare live cable ends (max. 10 mm dia.)
- Plastic

Article No.	EAN 4003773-	↔ mm		Conductor key	g
98 65 01	021209	80		1	7
98 65 02	021216	80	1000V	2	8
98 65 03	021223	80		3	8

98  
6

## Self-Clamping Slip-On Caps

DIN VDE 0680-1



98 65 30

1000V

- to cover bare live cable ends
- Plastic

Article No.	EAN 4003773-	↔ mm		Inside dia. mm	g
98 65 10	021230	80		10	9
98 65 20	021247	100	1000V	20	39
98 65 30	021261	110		30	52

98  
6

## Electricians' Gloves

IEC 60903 DIN EN 60903



98 65 40

1000V

- for added protection when working live or close to live parts
- classification: 0

Article No.	EAN 4003773-		Size	g
98 65 40	021285		9	290
98 65 41	021292	1000V	10	288

**98<sub>6</sub>** Insulating Mats from rubber

DIN VDE 0680-1



98 67 05

1000V

- for added protection when working live or close to live parts

Article No.	EAN 4003773-		Dimensions mm	Thickness mm	g
98 67 05	026600		500 x 500	1.0	301
98 67 10	026617		1000 x 1000	1.0	1200

**98<sub>90</sub>** PUK® Junior Hacksaw

IEC 60900 DIN EN 60900



98 90

1000V

- saw blade for metal and wood with 25 teeth per inch, exchangeable

Article No.	EAN 4003773-	mm		Saw blade length mm	g
98 90	028321	240		150	174

**98<sub>9</sub>** Compact Tool Case 17 parts  
with insulated tools for works on electrical installations

IEC 60900 DIN EN 60900



98 99 11

1000V

- shock-resistant plastic case
- containing a range of insulated KNIPEX tools for works on electrical installations
- foam inserts with recesses for the tools
- fixable partition wall
- dimensions, exterior (W x H x D): 360 x 110 x 310 mm

Article No.	EAN 4003773-		Units		g	
98 99 11	026624	Compact Tool Case 17 parts			3675	
		03 07 200 Combination Pliers	1			
		70 07 160 Diagonal Cutter	1			
		98 20 35 Screwdrivers for slotted screws	1			
		98 20 40	1			
		98 20 55	1			
		98 24 00 Screwdrivers for cross-recessed screws	1			
		98 42 Reversible Ratchet	1			
		98 45 125 Extension Bars	1			
		98 45 250	1			
		98 47 10	1			
		98 47 11	1			
		98 47 12	1			
		98 47 13 Hexagon Sockets for hexagonal screws	1			
		98 47 14	1			
		98 47 17	1			
		98 47 19	1			
		98 52 Cable Knife	1			

98  
9

## Standard Tool Case 26 parts

with insulated tools for works on electrical installations




















IEC 60900 DIN EN 60900

- containing a range of insulated KNIPEX tools for works on electrical installations
- shock-resistant plastic case
- foam inserts with recesses for the tools
- fixable partition wall
- dimensions, exterior (W x H x D): 440 x 105 x 385 mm



98 99 12



Article No.	EAN 4003773-		Units		g
98 99 12	026631	Standard Tool Case 26 parts			4230
		03 07 200	Combination Pliers	1	⚠ 1000 V    
		70 07 160	Diagonal Cutter	1	⚠ 1000 V   
		98 00 10		1	
		98 00 11		1	
		98 00 12		1	
		98 00 13	Open End Wrench	1	⚠ 1000 V 
		98 00 14		1	
		98 00 17		1	
		98 00 19		1	
		98 53 03	Dismantling Knife for round cable	1	⚠ 1000 V 
		98 20 25		1	
		98 20 35	Screwdrivers for slotted screws	1	⚠ 1000 V   
		98 20 40		1	
		98 20 55		1	
		98 24 00		1	
		98 24 01	Screwdrivers for cross-recessed screws, Philips®	1	⚠ 1000 V   
		98 24 02		1	
		98 40	T-handle	1	⚠ 1000 V 
		98 47 10		1	
		98 47 11		1	
		98 47 12		1	
		98 47 13	Hexagon Socket for hexagonal screws	1	⚠ 1000 V  
		98 47 14		1	
		98 47 17		1	
		98 47 19		1	
		98 52	Cable Knife	1	⚠ 1000 V 

98  
9

## Tool Roll 15 parts







with insulated tools for works on electrical installations

IEC 60900 DIN EN 60900 IEC 60900 DIN EN 60900

- tool roll made of hard-wearing polyester fabric
- with practical, adjustable quick release fastener
- containing a range of insulated KNIPEX tools for works on electrical installations



98 99 13  
⚡ 1000V

Article No.	EAN 4003773-		Units		g
98 99 13	026648	Tool Roll 15 parts			2455
		03 07 200	Combination Pliers	1	⚡ 1000V   
		11 07 160	Insulation Stripper	1	⚡ 1000V   
		26 17 200	Snipe Nose Side Cutting Pliers	1	⚡ 1000V   
		70 07 160	Diagonal Cutter	1	⚡ 1000V   
		95 17 200	Cable Shear	1	⚡ 1000V   
		98 00 10		1	
		98 00 13		1	
		98 00 14	Open End Wrench	1	⚡ 1000V 
		98 00 17		1	
		98 00 19		1	
		98 20 25		1	
		98 20 40	Screwdriver for slotted screws	1	
		98 20 55		1	⚡ 1000V   
		95 20 65		1	
		98 52	Cable Knife	1	⚡ 1000V  



98  
9

## Universal Tool Case 48 parts

with insulated tools for works on electrical installations

IEC 60900 DIN EN 60900



98 99 14  
⚡ 1000 V



00 21 40 T












































### 98 99 14

- hard-wearing case made of ABS material, red; containing a range of KNIPEX tools for works on electrical installations, tested according to DIN EN/IEC 60900, as well as insulating mats, clamps and gloves for added protection
- sturdy aluminium frame with D-shape rings for belt and fix, sturdy centre board with multi-purpose push-in facilities by elastic loops and 12 small pockets
- comfortable handle and mounting device for a "Trolley" embedded in the bottom (available ordering ref. 00 21 40 T)
- metal hinges
- 30 kg maximum load
- can be opened on one or both sides; bottom tray and cover can be opened independently
- stands stable in any opening position due to lid-holders and hinge mechanisms on both sides, that register in a position of 45° and 90°
- 3-digit lock and two flip-locks for fixation of the cover
- removable document compartment and removable tool board, with 13 push-in compartments on one side
- two flip-locks to fix the bottom
- base tray, height 58 mm, can be subdivided by flexible inserts; cover plate with six large push-in compartments, can be fixed by popper
- dimensions, external ( W x H x D): 490 x 255 x 410 mm  
dimensions, internal ( W x H x D ) : 445 x (105 + 105) x 350 mm

### 00 21 40 T

- telescopic handle for rolling transport of tool case
- applicable for cases: 00 21 40 LE Tool Case "BIG Twin", 98 99 14 Universal Tool Case
- height adjustable handle with catch
- integrated mechanism for fixation to the case, for rapid assembly and removal
- with two smooth running rolls
- dimensions: 60 x 245 x 400 (1.000) mm (extended)


Article No.	EAN 4003773-				Quantity		 g
<b>98 99 14</b>	026655	Universal Tool Case 48 parts					16250
		03 07 200	Combination Pliers	200 mm	1	    	
		11 17 160	Insulation Stripper	160 mm	1	 	
		70 07 160	Diagonal Cutter	160 mm	1	  	
		88 07 250	KNIPEX Alligator®	250 mm	1	   	
		95 17 200	Cable Shears	200 mm	1	   	
		98 00 10	Open End Wrench	SW 10 mm	1		
		98 00 13		SW 13 mm	1		
		98 00 14		SW 14 mm	1		
		98 00 17		SW 17 mm	1		
		98 00 19		SW 19 mm	1		
		98 00 22		SW 22 mm	1		
		98 01 10	Box Wrench	SW 10 mm	1		
		98 01 13		SW 13 mm	1		
		98 01 14		SW 14 mm	1		
		98 01 17		SW 17 mm	1		
		98 01 19		SW 19 mm	1		
		98 01 22		SW 22 mm	1		
		98 67 05	Insulating Mat	500 x 500 1.6 mm	3	 	
		98 20 25	Screwdriver for slotted screws	2.5 mm	1	  	
		98 20 40		4.0 mm	1		
		98 20 55		5.5 mm	1		
		98 20 65		6.5 mm	1		
		98 24 01	Screwdriver for cross-recessed screws	PH 01	1	  	
		98 24 02		PH 02	1		
		98 40	T-Handle	165 mm	1	 	
		98 42	Reversible Ratchet	265 mm	1	 	
		98 45 125	Extension Bar	125 mm	1	 	
		98 45 250		250 mm	1		
		98 47 10	Hexagon Socket for hexagonal screws	SW 10 mm	1	 	
		98 47 11		SW 11 mm	1		
		98 47 12		SW 12 mm	1		
		98 47 13		SW 13 mm	1		
		98 47 14		SW 14 mm	1		
		98 47 17		SW 17 mm	1		
		98 47 19		SW 19 mm	1		
		98 47 22		SW 22 mm	1		
		98 47 24	SW 24 mm	1			
		98 52	Cable Knife	180 mm	1	 	
		98 53 03	Dismantling Knife for round cable	155 mm	1		
		98 64 02	Insulating Clamp	150 mm	6	 	
		98 65 40	Electricians' Gloves	9	1		
<b>98 99 14 LE</b>	060703	Universal Tool Case, empty					7960
<b>00 21 40 T</b>	062981	Trolley					1200

**Model 99 Concretors' Nippers,**  
see starting from Page 64

00  
11

## Control Cabinet Keys

for all standard cabinets and shut-off systems



00 11 03

00 11 02  
short version, total length 44 mm

- for control cabinets and shut-off systems in the supply of gas, water and electricity
- for technical installations in buildings, e.g. air conditioning and ventilation systems, shut-off valves, mains switchboards, etc.
- with bit insert: slot 1.0 x 7 mm and cross recess PH 2
- with adapter for 1/4" bits on chained to key
- additional bit adapter for 1/4" bits inside one profile
- Zinc die-casted



Article No.	EAN 4003773-	↔ mm	□ mm	△ mm	○ mm	⚖ g
00 11 02	048947	44	5 / 6 / 8	9	3 - 5	65
00 11 03	041658	76	5 / 6 / 8	9	3 - 5	88

00  
11

## Profi-Key

for all standard shut-off systems



00 11 04

- key for heating, air conditioning, sanitary and building technology, e.g. for door and window handles or for radiator-bleeding
- with bit insert: slot 1.0 x 7 mm and cross recess PH 2
- with adapter for 1/4" bits chained to key
- additional bit adapter for 1/4" bits inside one profile
- total length: 90 mm
- Zinc die-casted



Article No.	EAN 4003773-	↔ mm	□ mm	△ mm	▬ mm	⚖ g
00 11 04	048954	90	5 / 7 / 8	9 - 10	6 / 7 / 8 / 9	86

00  
11

## Universal Key

for all standard cabinets and shut-off systems



00 11 06

- for locking systems in electrical engineering, the supply of gas and water, air conditioning and ventilation systems, industry, technical installations in buildings, etc.
- 9 different die-cast zinc key-profiles in 1 tool
- with detachable chain and snap hook
- total length: 90 mm
- Zinc die-casted




Article No.	EAN 4003773-	↔ mm	□ mm	△ mm	○ mm	□ mm	⚖ g
00 11 06	071334	90	5 / 6 / 7 - 8 / 9 - 10	7 / 8-9 / 10 - 11	3 - 5	6	220

00  
11

## Pen-Style Control Cabinet Key

for all standard cabinets and shut-off systems



00 11 07

Article No.	EAN 4003773-	↔ mm	□ mm	△ mm	○ mm	⚖ g
00 11 07	063018	145	5 / 6 / 8	9	3 - 5	152

- easy to carry pen-style control cabinet key with fastening clip
- four different key profiles can be utilized by swivelling the key holder
- for control cabinets and shut-off systems in the supply of gas, water and electricity
- for technical installations in buildings, e.g. air conditioning and ventilation systems, shut-off valves, mains switchboards, etc.
- universal 1/4" bit adapter for standard bits (permanent magnet for retaining)
- additional bit adapter for 1/4" bits inside one key profile
- with inserted bit: cross recess PH 2 and possibility of safekeeping a second bit
- Tool body: plastic, fibreglass-reinforced
- Key profiles: zinc die-casted



00  
11

## Pen-Style Profi-Key

for all standard shut-off systems



00 11 08

Article No.	EAN 4003773-	↔ mm	□ mm	△ mm	▬ mm	⚖ g
00 11 08	063025	145	5 / 8	9	6 / 7 / 8 / 9	142

- easy to carry pen-style control cabinet key with fastening clip
- three different key profiles can be utilized by swivelling the key holder
- multi-purpose wrench for access on construction sites with profiles for the areas of heating, air conditioning, plumbing and building technology, e.g. for door and window handles or for radiator-bleeding
- universal 1/4" bit adapter for standard bits (permanent magnet for retaining)
- additional bit adapter for 1/4" bits inside one key profile
- with inserted bit: cross recess PH 2 and possibility of safekeeping a second bit
- Tool body: plastic, fibreglass-reinforced
- Key profiles: zinc die-casted





00  
11

## Pen-Style Control Cabinet Key

with voltage detector


for all standard cabinets and shut-off systems



00 11 17



- easy to carry pen-style control cabinet key with fastening clip
- contactless detection of alternating current with optical indication; range of voltage 50 - 600 V; frequency range 50 - 60 Hz
- on / off button
- indicated by means of a bright LED: start-up self test, battery control and live conductor close-by detection
- battery case with bayonet catch
- four different key profiles can be utilized by swivelling the key holder
- for control cabinets and shut-off systems in the supply of gas, water and electricity
- for technical installations in buildings, e.g. air conditioning and ventilation systems, shut-off valves, mains switchboards, etc.
- universal 1/4" bit adapter for standard bits (permanent magnet for retaining)
- additional bit adapter for 1/4" bits inside one key profile
- with inset bit: cross recess PH 2
- Tool body: plastic, fibreglass-reinforced
- Key profiles: zinc die-casted



Article No.	EAN 4003773-	↔ mm		 mm	 mm	 mm	 g
00 11 17	068396	155		6 / 8	9	3 - 5	136

**00 19** Counter Displays

▪ made from high-quality paperboard printed with high gloss finish



00 19 12 V01



00 19 12 V02



00 19 12 V03

Article No.	EAN 4003773-		Contents	Quantity	Width mm	Height mm	Depth mm	g
00 19 12 V01	070368	86 03 150	Mini Pliers Wrench	8	170	288	345	1590
00 19 12 V02	070375	86 05 150	Mini Pliers Wrench	8	170	290	345	1775
00 19 12 V03	070740	87 01 125	KNIPEX Cobra®	12	290	280	160	1245

**00 19** Counter Displays 10 parts

- all-round colouring with neutral header
- small size, minimum space required at the point of sales
- dimensions, assembled (W x H x D): 225 x 435 x 225 mm
- dimensions, packed (W x H x D): 260 x 350 x 260 mm
- other contents (5 + 5 or 10 pieces) possible, minimum quantity and delivery time on request
- Material: solid cardboard, printed



00 19 19 V02

Article No.	EAN 4003773-	Contents	g
00 19 19 V01	073147	10 x 68 01 200	3610
00 19 19 V02	073154	10 x 87 01 250	3560
00 19 19 V03	073161	10 x 88 01 180	2220
00 19 19 V04	073178	10 x 88 01 250	3610
00 19 19 V05	073185	10 x 99 01 280	5420
00 19 19 V06	073192	5 x 68 01 160 / 5 x 68 01 180	2850
00 19 19 V07	073208	5 x 85 01 250 / 5 x 87 41 250	3910
00 19 19 V08	073215	5 x 86 03 180 / 5 x 86 03 250	4370
00 19 19 V09	073222	5 x 87 01 180 / 5 x 87 01 250	2540
00 19 19 V10	073239	5 x 87 01 250 / 5 x 87 01 300	4645
00 19 19 V11	073246	5 x 88 01 250 / 5 x 88 01 300	4570
00 19 19 V12	073253	5 x 99 00 250 / 5 x 99 00 280	4370
00 19 19 V13	073789	10 x 71 01 200	3820

00  
19

## Cobra® range in sales display



00 19 29

- attractive sales display for presentation of the Cobra® family
- solid style; can be fixed on tool bar systems, also suitable as counter display
- with integrated brochure holder for "Cobra®" leaflets
- with transparent label holders
- please do always request leaflets and labels
- includes three "Cobras®" each 87 01 150/180/250/300/400/560
- Material: steel wire, silver powder coated

Article No.	EAN 4003773-	Contents	Quantity	Width mm	Height mm	Depth mm	g
00 19 29	052340	Sales Display for KNIPEX Cobra® Water Pump Pliers		610	445	250	19600
		87 01 150	3				
		87 01 180	3				
		87 01 250	3				
		87 01 300	3				
		87 01 400	3				
		87 01 560	3				

00  
19

## Tool Roll 11 parts



00 19 41

- for telecommunications and electrical engineers
- tool roll made of hard-wearing polyester fabric
- with practical, adjustable quick release fastener
- contains eight pliers and three screwdrivers
- pliers with chrome plated heads and two-colour dual component handles
- screwdrivers VDE tested according to DIN EN/IEC 60900 1000V

Article No.	EAN 4003773-	Contents	Quantity	g
00 19 41	024729	Tool Roll 11 parts		1620
		03 05 160 Combination Pliers	1	
		11 15 160 Insulation Stripper	1	
		25 05 160 Snipe Nose Side Cutting Pliers	1	
		30 15 160 Long Nose Pliers	1	
		30 35 160 Long Nose Pliers	1	
		31 15 160 Gripping Pliers	1	
		67 05 140 High Leverage End Cutting Nipper	1	
		70 05 140 Diagonal Cutter	1	
		98 20 25 Screwdriver for slotted screws	2.5 mm	1
		98 20 40 Screwdriver for slotted screws	4.0 mm	1
		98 24 01 Screwdriver for cross-recessed screws	PH 01	1

00  
19

### Circlip Pliers Sets 4 parts



00 19 56  
⊙ ⊙



00 19 57  
⊙ ⊙

- tool roll made of hard-wearing polyester fabric
- with practical, adjustable quick release fastener

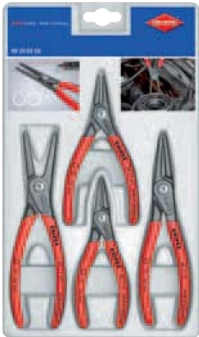
**00 19 56**  
contains four common Circlip Pliers for internal and external circlips

**00 19 57**  
contains common Precision Circlip Pliers for highest requirements

Article No.	EAN 4003773-	Contents	Style	Tips Ø mm	Quantity		g	
<b>00 19 56</b>	030973	Circlip Pliers Set 4 parts						670
		44 11 J2	Circlip Pliers	straight tips	19 - 60	1	⊙	
		44 21 J21	Circlip Pliers	angled tips	19 - 60	1	⊙ ∠90°	
		46 11 A2	Circlip Pliers	straight tips	19 - 60	1	⊙ MM	
		46 21 A21	Circlip Pliers	angled tips	19 - 60	1	⊙ ∠90° MM	
<b>00 19 57</b>	050056	Circlip Pliers Set 4 parts						665
		48 11 J1	Precision Circlip Pliers	straight tips	12 - 25	1	⊙ ⊙	
		48 11 J2	Precision Circlip Pliers	straight tips	19 - 60	1	⊙ ⊙	
		49 11 A1	Precision Circlip Pliers	straight tips	10 - 25	1	⊙ ⊙ MM	
		49 11 A2	Precision Circlip Pliers	straight tips	19 - 60	1	⊙ ⊙ MM	

00  
20

### Precision Circlip Pliers Sets



00 20 03 SB  
⊙ ⊙



00 20 04 SB  
⊙ ⊙

- attractive sales packaging with Euro standard perforation
- contains common Precision Circlip Pliers for highest requirements
- sturdy plastic packaging, also suitable for storage of the pliers

**00 20 03 SB**  
4 parts

**00 20 04 SB**  
8 parts

Article No.	EAN 4003773-	Contents	Style	Tips Ø mm	Quantity		g	
<b>00 20 03 SB</b>	050100	Precision Circlip Pliers Set						685
		48 11 J1		straight tips	12 - 25	1	⊙ ⊙	
		48 11 J2		straight tips	19 - 60	1	⊙ ⊙	
		49 11 A1		straight tips	10 - 25	1	⊙ ⊙ MM	
		49 11 A2		straight tips	19 - 60	1	⊙ ⊙ MM	
<b>00 20 04 SB</b>	062417	Precision Circlip Pliers Set						1275
		48 11 J1		straight tips	12 - 25	1	⊙ ⊙	
		48 11 J2		straight tips	19 - 60	1	⊙ ⊙	
		49 11 A1		straight tips	10 - 25	1	⊙ ⊙ MM	
		49 11 A2		straight tips	19 - 60	1	⊙ ⊙ MM	
		48 21 J11		angled tips	12 - 25	1	⊙ ∠90° ⊙	
		48 21 J21		angled tips	19 - 60	1	⊙ ∠90° ⊙	
		49 21 A11		angled tips	12 - 25	1	⊙ ∠90° ⊙ MM	
		49 21 A21		angled tips	19 - 60	1	⊙ ∠90° ⊙ MM	



00  
20

## Pliers Sets in a foam tray



00 20 01 V01



00 20 01 V02




00 20 01 V03

- in a foam tray for workbenches and tool trolleys
- clearly organised storage of tools
- precisely-sized recesses for holding the pliers
- foam tray dimensions (L x W x H): 335 x 165 x 33 mm
- Material: two colour, closed pore foam

**00 20 01 V01**  
four pliers in a foam tray

**00 20 01 V02**  
six circlip pliers in a foam tray

**00 20 01 V03**  
three pliers in a foam tray



Article No.	EAN 4003773-	Contents	Quantity		g
<b>00 20 01 V01</b>	069645	Pliers Set "Basic" 4 pliers in a foam tray			1095
		03 05 180 Combination Pliers	1		
		26 15 200 Snipe Nose Side Cutting Pliers	1		
		74 05 180 High Leverage Diagonal Cutter	1		
		87 01 250 KNIPEX Cobra®	1		
<b>00 20 01 V02</b>	069652	Circlip Pliers Set 6 circlip pliers in a foam tray			915
		48 11 J1 Precision Circlip Pliers	1		
		48 11 J2 Precision Circlip Pliers	1		
		48 21 J21 Precision Circlip Pliers	1		
		49 11 A1 Precision Circlip Pliers	1		
		49 11 A2 Precision Circlip Pliers	1		
49 21 A21 Precision Circlip Pliers	1				
<b>00 20 01 V03</b>	069669	Water Pump Pliers Set 3 pliers in a foam tray			1065
		85 01 250 KNIPEX SmartGrip®	1		
		87 41 250 Multiple Slip Joint Spanner	1		
		87 51 250 KNIPEX Cobra® ES	1		

**00 20** Pliers Sets



00 20 09 V01





00 20 10



00 20 11



00 20 12  
 ⚡ 1000 V  

- tools in a plastic deep-drawn tray with transparent lid
- attractive sales packaging with Euro standard perforation
- dimensions (W x H x D): 170 x 370 x 40 mm
- Material: sturdy cardboard packaging, printed

**00 20 09 V01**  
 pliers with polished heads; handles with non-slip plastic coating or with two-colour multi-components grips



**00 20 10**  
 pliers with polished heads and plastic coated handles

**00 20 11**  
 pliers with two-colour multi-component grips

**00 20 12**  
 pliers VDE-tested in conformance with DIN EN/IEC 60900 1000V, pliers chrome-plated; handles with multi-component grips

**00 20 13**  
 tools VDE-tested in conformance with DIN EN/IEC 60900 1000V, pliers chrome-plated; handles with multi-component grips



00 20 13  
 ⚡ 1000 V  

Article No.	EAN	Contents	Quantity	Nominal size		
00 20 09 V01	073994	Bestseller Set			950	
		03 02 180	Combination Pliers	1		180 mm
		70 02 160	Diagonal Cutter	1		160 mm
		87 01 250	KNIPLEX Cobra®	1		250 mm
00 20 10	010388	Power Set			990	
		02 01 180	High Leverage Combination Pliers	1		180 mm
		74 01 160	High Leverage Diagonal Cutter	1		160 mm
		87 01 250	KNIPLEX Cobra®	1		250 mm
00 20 11	012405	Assembly Set			935	
		03 02 180	Combination Pliers	1		180 mm
		26 12 200	Snipe Nose Side Cutting Pliers	1		200 mm
		70 02 160	Diagonal Cutter	1		160 mm
00 20 12	012412	Electro Set			960	
		03 06 180	Combination Pliers	1		180 mm
		26 16 200	Snipe Nose Side Cutting Pliers	1		200 mm
		70 06 160	Diagonal Cutter	1		160 mm
00 20 13	043287	VDE Tool Set			850	
		26 16 200	Snipe Nose Side Cutting Pliers	1		200 mm
		70 06 160	Diagonal Cutter	1		160 mm
		006110	Screwdrivers for slotted screws	1		0.6 x 3.5 x 100 mm
		006120		1		1.0 x 5.5 x 125 mm
		006154	Screwdrivers for cross recessed Phillips screws	1		PH2 x 100 mm

00  
20

**Compact-Box 4 parts**

with insulated pliers



- high quality, versatile, shock-resistant plastic case
- foam insert with honeycomb structure for variable equipment
- dimensions, exterior (H x W x D): 65 x 327 x 275 mm

**00 20 15**

all pliers VDE tested according to DIN EN/IEC 60900 1000V, pliers finish 6

**00 21 15 LE**

without tools

00 20 15



Article No.	EAN 4003773-	Contents	Quantity		g	
00 20 15	024804	Compact-Box 4 parts			1430	
		03 06 180	Combination Pliers	1		⚡ 1000 V ⚡ ⚡ ⚡ ⚡ ⚡ ⚡
		11 06 160	Wire Stripper	1		⚡ 1000 V ⚡ ⚡ ⚡ ⚡ ⚡
		26 16 200	Snipe Nose Side Cutting Pliers	1		⚡ 1000 V ⚡ ⚡ ⚡ ⚡ ⚡
		70 06 160	Diagonal Cutter	1	⚡ 1000 V ⚡ ⚡ ⚡ ⚡ ⚡	
00 21 15 LE	045175				530	

00  
20

## Electronics Pliers Sets

for working on electronic components



00 20 16



00 20 16 P



00 20 16 P ESD



00 20 17



00 20 18



00 20 18 ESD



### 00 20 16

7 parts, contains 6 electronics pliers and one pair of precision tweezers; case made of hard-wearing polyester fabric, pliers are held by elastic band, zippered

### 00 20 16 P

6 parts, contains 6 precision electronics pliers; case made of hard-wearing polyester fabric, pliers are held by elastic band, zippered

### 00 20 16 P ESD

6 parts, contains 6 ESD precision electronics pliers, electrically discharging version; case made of hard-wearing polyester fabric, pliers are held by elastic band, zippered

### 00 20 17

6 parts, contains 6 ESD electronics pliers, electrically discharging version; case made of hard-wearing polyester fabric, pliers are held by elastic band, zippered

### 00 20 18

8 parts, contains 2 electronics pliers and 6 electronics screwdrivers; practical storage box, shock-resistant plastic, with foam insert

### 00 20 18 ESD

8 parts, contains 2 electronics pliers and 6 electronics screwdrivers, ESD electrically discharging version; practical storage box, shock-resistant plastic, with foam insert

Article No.	EAN 4003773-	Contents	g
00 20 16	022619	35 12 115 / 35 22 115 / 35 32 115 / 64 32 120 / 77 02 115 / 77 42 115 / 92 34 36	720
00 20 16 P	063223	34 12 130 / 34 22 130 / 34 32 130 / 79 02 120 / 79 02 125 / 79 42 125	575
00 20 16 P ESD	063230	34 12 130 ESD / 34 22 130 ESD / 34 32 130 ESD / 79 02 120 ESD / 79 02 125 ESD / 79 42 125 ESD	585
00 20 17	031222	35 12 115 ESD / 35 22 115 ESD / 35 42 115 ESD / 64 32 120 ESD / 77 02 115 ESD / 77 32 115 ESD	695
00 20 18	033073	35 22 115 / 77 02 115 / Screwdrivers 0.4 x 2.5 / 0.5 x 3.0 / 0.6 x 3.5 / 0.8 x 4.0 / PH 0 / PH 1	460
00 20 18 ESD	051848	35 22 115 ESD / 77 02 115 ESD / Screwdrivers 0.4 x 2.5 / 0.5 x 3.0 / 0.6 x 3.5 / 0.8 x 4.0 / PH 0 / PH 1	465



00  
20

## KNIPEX Minis in belt pouch 2 parts



00 20 72 V01

- KNIPEX Minis as "little helpers" in a practical belt pouch
- made of hard-wearing polyester fabric
- with hook and loop fastener
- with elastic side holder for small flash lamp, pen or suchlike
- with practical belt loop
- dimensions (W x H x D): 70 x 170 x 50 mm

Article No.	EAN 4003773-	Contents	Quantity		g	
00 20 72 V01	070832	KNIPEX Minis in belt pouch 2-piece			350	
		86 03 150	Pliers Wrench	1		
		87 01 125	KNIPEX Cobra®	1		

00  
21

## Tool Bag 24 parts

for electrical contractors, top model



00 21 01 TL

- contains 24 brand name quality tools, partly VDE tested according to DIN EN/IEC 60900, 1000 V
- comfortable bag of hard-wearing leather, with front bag, adjustable retaining loops and belt
- with galvanised steel base tray
- edges of the tool case reinforced with aluminium
- dimensions, interior (W x H x D): 420 x 250 x 160 mm

Article No.	EAN 4003773-	Contents	Quantity	Nominal size		g			
00 21 01 TL	032694	Tool Bag 24 parts				6990			
		306125	PUK® Junior Hacksaw	Haunstätter	1		150 x 240 mm		
		03 06 180	Combination Pliers	Knipex	1		180 mm		
		11 06 160	Insulation Stripper		1		160 mm		
		16 20 165	Dismantling Tool		1		165 mm		
		25 06 160	Snipe Nose Side Cutting Pliers		1		160 mm		
		70 06 160	Diagonal Cutter		1		160 mm		
		98 52	Cable Knife		1		185 mm		
		7165/50	Plasterer's bowl	Nöle	1		125 x 90 mm		
		101-0300	Locksmith's hammer	Picard	1		300 g		
		30490-800	Chipping hammer		1		800 g		
		75040-015	Flat brush		1		40 mm		
		75075-040	Painter's spatula	1	40 mm				
		71510-000	Metre ruler (yardstick)		1		2 m		
		361 252 1	Electrician's Chisel	Rennsteig	1		250 x 10 mm		
		340 300 1	Mason's Chisels		1				
		006100	Screwdrivers for slotted screws	Wera	1		0.4 x 2.5 x 80 mm		
		006110			1		0.5 x 3.0 x 100 mm		
		006120			1		1.0 x 5.5 x 125 mm		
		006125			1		1.2 x 6.5 x 150 mm		
		006152			Screwdrivers for cross recessed Phillips® screws		1	PH1 x 80 mm	
		006154					1	PH 2 x 100 mm	
		007620			Screwdrivers for slotted screws		1	1.0 x 6.0 x 125 mm	
		110010					1	1.2 x 6.5 x 150 mm	
465608	Voltage Detector	1				0.5 x 3.0 x 70 mm			

00  
21

**Tool Bag 24 parts**  
**apprentices tool bag for electrical contractors**



00 21 02 SL

- comfortable bag of hard-wearing leather, with front bag, adjustable retaining loops and belt
- front, rear and lid made of calf leather, black
- semi-fold-out front with adjustable loops and exterior document compartment
- front additionally reinforced with aluminium brackets
- with galvanised steel base tray
- handle
- dimensions, interior (W x H x D): 420 x 250 x 160 mm

**00 21 02 SL**

contains 24 brand name quality tools, partly VDE tested according to DIN EN/IEC 60900, 1000 V

**00 21 02 LE**

without tools

Article No.	EAN		Contents		Quantity	Nominal size		g
00 21 02 SL	4003773-	050162	Tool Bag 24 parts					6980
			306125 PUK® Junior Hacksaw	Haunstätter	1	150 x 240 mm		
			03 05 180 Combination Pliers	Knipex	1	180 mm		
			11 05 160 Insulation Stripper		1	160 mm		
			16 20 165 Dismantling Tool		1	165 mm		
			25 05 160 Snipe Nose Side Cutting Pliers		1	160 mm		
			70 05 160 Diagonal Cutter		1	160 mm		
			98 52 Cable Knife		1	185 mm		
			7165/50 Plasterer's bow	Nölle	1	125 x 90 mm		
			101-0300 Locksmith's hammer	Picard	1	300 g		
			401-1000 Sledge hammer		1	1000 g		
			75040-015 Flat brush		1	40 mm		
			75075-040 Painter's spatula		1	40 mm		
			71501-024 Carpenter's pencil		1	24 cm		
			361 252 1 Electrician's Chisel	Rennsteig	1	250 x 10 mm		
			340 250 1 Mason's Chisels		1	250 mm		
			031580	Wera	1	0.4 x 2.5 x 80 mm		
			031582		1	0.6 x 3.5 x 100 mm		
			031587		1	1.0 x 5.5 x 125 mm		
			031588		1	1.2 x 6.5 x 150 mm		
			031601		1	PH1 x 80mm		
			031603		1	PH2 x 100 mm		
			031611		1	PZ1 x 80 mm		
			031613		1	PZ2 x 100 mm		
			005655		1	0.5 x 3.0 x 70 mm		
00 21 02 LE	057499							

00  
21

**Tool Box 7 parts**  
for electrical contractors



00 21 15





















- high quality, versatile, shock-resistant plastic case
- foam insert with honeycomb structure for variable equipment
- dimensions, exterior (H x W x D): 65 x 327 x 275 mm

**00 21 15**

all pliers and screwdrivers except Water Pump Pliers VDE tested according to DIN EN/IEC 60900

**00 21 15 LE**

without tools

Article No.	EAN	Contents	Quantity	Nominal size	g	
00 21 15	4003773-	042853	Tool Box 7 parts		1520	
		03 06 180	Combination Pliers	1	180 mm	⚠ 1000 V   
		26 16 200	Snipe Nose Side Cutting Pliers	1	200 mm	⚠ 1000 V   
		70 06 160	Diagonal Cutter	1	160 mm	⚠ 1000 V   
		88 03 180	KNIPEX Alligator®	1	180 mm	 
		006100	Screwdrivers for slotted screws	1	0.4 x 2.5 x 80 mm	⚠ 1000 V   
		006115		1	0.8 x 4.0 x 100 mm	⚠ 1000 V   
006152	Screwdrivers for cross recessed Phillips® screws	1	PH1 x 80 mm	⚠ 1000 V   		
00 21 15 LE	045175				530	

00  
21

**Tool Case "Electric" 20-parts**



- heavy duty ABS material, black
- with circumferential double aluminium frame
- register hinges working as lid holder
- strong, ergonomic handle
- two flip-locks, lockable
- one removable tool board in the lid with 15 push-in compartments on the bottom side and six big push-in compartments and a clamp compartment (400 mm width) on the lid side, fixed by popper
- base tray, height 58 mm, can be subdivided by flexible inserts; cover plate with six large push-in compartments, can be fixed by popper
- cover and tool plate made of Con-Pearl® material
- 20 kg maximum load
- dimensions, exterior (W x H x D): 480 x 175 x 370 mm
- dimensions, interior (W x H x D): 460 x 170 x 310 mm

**00 21 20**

with 20 brand name tools, partly VDE tested according to DIN EN/IEC 60900

**00 21 20 LE**

without tools

00 21 20

Article No.	EAN 4003773-	Contents	Quantity	Nominal size		g
<b>00 21 20</b>	052166	Tool Case "Electric" 20 parts				7225
		03 06 180 Combination Pliers	1	180 mm		
		26 16 200 Snipe Nose Side Cutting Pliers	1	200 mm		
		26 26 200 Diagonal Cutter	1	200 mm		
		70 06 160 High Leverage Diagonal Cutter	1	160 mm		
		74 06 200 Cable Shears	1	200 mm		
		95 16 200 Cable Knife	1	185 mm		
		98 56 Pliers Wrench	1	180 mm		
		86 03 180 KNIPEX Cobra®	1	250 mm		
		87 03 250 Self-Adjusting Insulation Stripper	1	200 mm		
		12 40 200 Universal Dismantling Tool	1	125 mm		
		006100 Screwdrivers for slotted screws	1	0.4 x 2.5 x 80 mm		
		006115	1	0.8 x 4.0 x 100 mm		
		006120	1	1.0 x 5.5 x 125 mm		
		006125	1	1.2 x 6.5 x 150 mm		
		006152 Screwdrivers for cross recessed Phillips® screws	1	PH1 x 80 mm		
		006154	1	PH2 x 100 mm		
		006162 Screwdrivers for cross recessed Pozidriv® screws	1	PZ1 x 80 mm		
		006164	1	PZ2 x 100 mm		
		005655 Voltage Detector	1	0.5 x 3.0 x 70 mm		
<b>00 21 20 LE</b>	044567					4485



00  
21

## Tool Case for electrical contractors

23 parts



00 21 30

- contains 23 brand name quality tools, partly VDE tested according to DIN EN/IEC 60900, 1000 V
- hard-wearing ABS hard-shell construction with aluminium frame and circular buffer protection
- document compartment and pen holding straps
- one removable tool plate, with elastic loops on both sides
- one cover plate with elastic loops and tool protection cloth
- large base tray with variable separations (e.g. for measuring and testing devices). Interior dimensions: 420 x 320 x 85 mm
- sturdy metal locks and 3-digit-lock
- strong, ergonomic handle
- feet on both sides
- colour: silver / aluminium look

Article No.	EAN 4003773-	Contents	Quantity	Nominal size		g
00 21 30	051084	Tool Case for electrical contractors 23 parts				9440
	03 06 180	Combination Pliers	1	180 mm	⚡ 1000V	
	26 16 200	Snipe Nose Side Cutting Pliers	1	200 mm	⚡ 1000V	
	26 26 200		1	200 mm	⚡ 1000V	
	70 06 125	Diagonal Cutter	1	125 mm	⚡ 1000V	
	70 06 160		1	160 mm	⚡ 1000V	
	92 27 62	Precision Tweezers	1	150 mm	⚡ 1000V	
	98 56	Cable Knife	1	185 mm	⚡ 1000V	
	00 11 03	Control Cabinet Key	1	76 mm		
	12 40 200	Self-Adjusting Insulation Stripper	1	200 mm	⚡ 1000V	
	16 80 125	Universal Dismantling Tool	1	125 mm		
	86 03 180	Pliers Wrench	1	180 mm		
	87 03 250	KNIPLEX Cobra®	1	250 mm		
	006100	Screwdrivers for slotted screws	1	0.4 x 2.5 x 80 mm	⚡ 1000V	
	006110		1	0.6 x 3.5 x 100 mm	⚡ 1000V	
	006115		1	0.8 x 4.0 x 100 mm	⚡ 1000V	
	006120		1	1.0 x 5.5 x 125 mm	⚡ 1000V	
	006125		1	1.2 x 6.5 x 150 mm	⚡ 1000V	
	006130		1	1.2 x 8.0 x 175 mm	⚡ 1000V	
	006150		Screwdrivers for cross recessed Phillips® screws	1	PH0 x 80 mm	⚡ 1000V
	006152	1		PH1 x 80 mm	⚡ 1000V	
	006154	1		PH2 x 100 mm	⚡ 1000V	
	006162	Screwdrivers for cross recessed Pozidriv® screws		1	PZ1 x 80 mm	⚡ 1000V
	006164		1	PZ2 x 100 mm	⚡ 1000V	

00  
19

## Belt Pouch for two pliers



00 19 72 LE

- for two pliers up to 150 mm length
- made of hard-wearing polyester fabric
- with hook and loop fastener
- with elastic side holder for flash lamp, pen or suchlike
- with practical belt loop

Article No.	EAN 4003773-	Width mm	Height mm	Depth mm	g
00 19 72 LE	070191	65	155	25	65

00  
19

## Belt Tool Pouch empty



00 19 73 LE

- made of hard-wearing polyester fabric and leather
- with pockets for up to 8 tools
- tool loops made of leather, riveted
- with snap hook

Article No.	EAN 4003773-	Width mm	Height mm	Depth mm	g
00 19 73 LE	072065	170	235	75	210

00  
21

## Tool Bag "New Classic Basic" empty



00 21 02 LE

- comfortable bag of hard-wearing leather, with front bag, adjustable retaining loops and belt
- front, rear and lid made of calf leather, black
- front additionally reinforced with aluminium brackets
- semi-fold-out front with adjustable loops and exterior document compartment
- with galvanised steel base tray
- handle
- dimensions, exterior (W x H x D): 450 x 300 x 190 mm; dimensions, interior (W x H x D): 420 x 250 x 160 mm

Article No.	EAN 4003773-	exterior (interior) width mm	Dimension exterior (interior) height mm	exterior (interior) depth mm	g
00 21 02 LE	057499	450 (420)	300 (250)	190 (160)	2970

00  
21

## Tool Case "Basic" empty



00 21 05 LE

- heavy duty ABS material, black
- circumferential aluminium frame with D-shape rings for the shoulder strap (included)
- 3-digit lock and two flip-locks for fixation of the cover
- strong, ergonomic handle
- metal hinges
- lid holder with hinge-joint mechanism
- document compartment in the cover
- removable tool board in the lid with nine push-in compartments and an elastic loop on the lid side; with ten slim and one large push in compartments on the bottom side
- base tray, height 55 mm, can be subdivided by inserts; cover plate with 12 large push-in compartments and a flat compartment, can be fixed by popper
- load capacity: 15 kg
- dimensions, exterior (W x H x D): 465 x 200 x 410 mm dimensions exterior (W x H x D): 440 x 180 x 350 mm

Article No.	EAN 4003773-	exterior (interior) width mm	Dimension exterior (interior) height mm	exterior (interior) depth mm	g
00 21 05 LE	056904	465 (440)	200 (180)	410 (350)	5680

00  
21

## Tool Case "Standard" empty



00 21 20 LE

- heavy duty ABS material, black
- with circumferential double aluminium frame
- register hinges working as lid holder
- strong, ergonomic handle
- two flip-locks, lockable
- one removable tool board in the lid with 15 push-in compartments on the bottom side and six big push-in compartment and a clamp compartment (400 mm width) on the lid side, fixed by popper
- base tray, height 58 mm, can be subdivided by flexible inserts; cover plate with six large push-in compartments, can be fixed by popper
- cover and tool plate made of Con-Pearl® material
- 20 kg maximum load
- dimensions, exterior (W x H x D): 480 x 175 x 370 mm dimensions, interior (W x H x D): 460 x 170 x 310 mm

Article No.	EAN 4003773-	exterior (interior) width mm	Dimension exterior (interior) height mm	exterior (interior) depth mm	g
00 21 20 LE	044567	480 (460)	175 (170)	370 (310)	4485

00  
21

## Tool Case "Classic II" empty



00 21 32 LE

- heavy duty ABS material, black
- with circumferential double aluminium frame
- register hinges working as lid holder
- sturdy multi-component handle with grip recesses
- two flip-locks, lockable
- document compartment in the cover
- one removable tool board in the lid with CP7-tool holder (thickness 11 mm) on the bottom side
- one tool board in the lid with CP7-tool holder (thickness 11 mm) on the lid side and CP7-tool holder (thickness 15 mm) on the bottom side
- base tray, height 58 mm, can be subdivided by flexible inserts; cover plate with CP7-tool holder (thickness 25 mm) on the lid side, can be fixed by popper
- cover and tool plate made of Con-Pearl® material
- 30 kg maximum load
- dimensions, exterior (W x H x D): 480 x 177 x 370 mm  
dimensions, interior (W x H x D): 460 x 170 x 310 mm

Article No.	EAN 4003773-	exterior (interior) width mm	Dimension		exterior (interior) depth mm	g
			exterior (interior) height mm	exterior (interior) depth mm		
00 21 32 LE	057536	480 (460)	180 (165)	365 (300)	5235	

00  
21

## Tool Case "Classic III" empty



00 21 33 LE

- heavy duty ABS material, black
- extra large in height, width and depth
- with circumferential double aluminium frame
- register hinges working as lid holder
- sturdy multi-component handle with grip recesses
- two flip-locks, lockable
- document compartment in the cover
- one tool board in the lid with 13 push-in compartments on the bottom side and twelve push-in compartments as well as a clamp compartment (width 400 mm) on the lid side
- base tray, height 88 mm, can be subdivided by flexible inserts; cover plate with 15 push-in compartments and a clamp compartment (width 400 mm), can be fixed by 2 poppers
- cover and tool plate made of Con-Pearl® material
- 30 kg maximum load
- dimensions, exterior (W x H x D): 490 x 205 x 420 mm  
dimensions, interior (W x H x D): 470 x 180 x 360 mm

Article No.	EAN 4003773-	exterior (interior) width mm	Dimension		exterior (interior) depth mm	g
			exterior (interior) height mm	exterior (interior) depth mm		
00 21 33 LE	057543	490 (470)	205 (180)	420 (360)	5620	



00  
21

## Tool Case "BIG Twin" empty



00 21 40 LE

### 00 21 40 LE

- heavy duty ABS material, black
- sturdy aluminium frame with D-shape rings for belt and fix, sturdy centre board with multi-purpose push-in facilities by elastic loops and twelve small pockets
- comfortable handle and mounting device for a "Trolley" embedded in the bottom (available ordering ref. 00 21 40 T)
- metal hinges
- 30 kg maximum load
- can be opened on one or both sides; bottom tray and cover can be opened independently
- stands stable in any opening position due to lid-holders and hinge mechanisms on both sides, that register in a position of 45° and 90°
- 3-digit lock and two flip-locks for fixation of the cover
- removable document compartment and removable tool board, with 13 push-in compartments on one side
- two flip-locks to fix the bottom
- base tray, height 58 mm, can be subdivided by flexible inserts; cover plate with six large push-in compartments, can be fixed by popper
- dimensions, exterior (W x H x D): 490 x 255 x 410 mm  
dimensions, interior (W x H x D) : 445 x (105 + 105) x 350 mm



00 21 40 T

### 00 21 40 T

- telescopic handle for rolling transport of tool case
- applicable for cases:  
00 21 40 LE Tool Case "BIG Twin", 98 99 14 Universal Tool Case
- height adjustable handle with catch
- integrated mechanism for fixation to the case, for rapid assembly and removal
- with two smooth castors
- dimensions: 60 x 245 x 400 (1,000) mm (extended)



Article No.	EAN 4003773-	exterior (interior) width mm	Dimension exterior (interior) height mm	exterior (interior) depth mm	⚖ g
00 21 40 LE	057673	490 (445)	255 (105 + 105)	410 (350)	7550
00 21 40 T	062981	Trolley for rolling case transport			

00  
21

## Tool Case "BIG Twin-Move"

with integrated rollers and telescopic handle  
empty



00 21 41 LE

- heavy duty ABS material, black
- all-round aluminium frame and firmly mounted sturdy centre board, each side offering multi-purpose push-in facilities by elastic loops and 12 small pockets
- pull-out handle embedded in the base and two integrated smooth in-line skater runners
- 30 kg maximum load
- can be opened on one or both sides (V form); base tray and cover can be partially or fully opened independently of each other; stands securely in all opening positions; the special runners are gentle to the floor and ensure stability
- lockable
- removable document compartment and removable tool panel with 13 tool pouches
- base tray, height 60 mm, can be subdivided by flexible inserts; tool panel as cover plate with 13 tool pouches
- dimensions, exterior (W x H x D): 510 x 270 x 410 mm
- dimensions, lid, interior (W x H x D): 480 x 105 x 370 mm
- dimensions, base, interior (W x H x D): 445 x 105 x 330 mm



Article No.	EAN 4003773-	exterior (interior) width mm	Dimension exterior (interior) height mm	exterior (interior) depth mm	g
00 21 41 LE	071549	510 (480/445)	270 (105)	410 (370/330)	8600

00  
19

## Test Supports



00 19 20



00 19 20 T



00 19 21 T

### 00 19 20

for testing the self-locking function of the "Alligator®" and "Cobra®" Water Pump Pliers; steady stand, high stability; without pliers

### 00 19 20 T

for testing the self-locking function of the "Alligator®" and "Cobra®" Water Pump Pliers; collapsible for space saving transport; without pliers

### 00 19 21 T

for testing the ratchet principle of Pliers Wrenches; can be fixed on the wall; without pliers

Article No.	EAN 4003773-	Width mm	Height mm	Depth mm	g
00 19 20	024637	230	165	310	1385
00 19 20 T	031192	140	225	135	810
00 19 21 T	027461	85	85	150	728

00  
19

## Sales Display



00 19 24

- for 5 x 6 pliers
- small size, minimum space required at the point of sales
- with informative header and slide-in strip for product detail labels
- assortment on request
- when ordering, do always ask for product detail header (see table) and product detail labels
- without pliers
- Material: steel wire, silver powder coated



C320 00187

Article No.	EAN 4003773-	Width mm	Height mm	Depth mm	g
00 19 24	029656	325	415	190	925

C320 00110 051473 Header general programme

C320 00187 603009 Header Comfort, for pliers with multi-component grips

00  
19

Sales Display



00 19 25

- for 8 x 7 pliers
- solid style; can be fixed on tool bar systems, also suitable as counter display
- with explanatory header
- assortment on request
- when ordering do always ask for product detail header (see table)
- without pliers
- Material: sheet steel / steel wire, silver powder coated



C320 00176



C320 00231

Article No.	EAN 4003773-	Width mm	Height mm	Depth mm	g
00 19 25	014027	490	400	310	4140

C320 00132	601807	Header general programme			
C320 00176	602927	Header Comfort, for pliers with multi-component grips			
C320 00231	051428	Header Precision Circlip Pliers 48/49			

00  
19

Rotary Sales Stand



00 19 28

- for 16 x 3 pliers
- attractive, compact rotary construction for the counter
- with 16 hooks 00 19 33
- assortment on request
- when ordering, do always ask for product detail labels
- without pliers
- Material: sheet steel / steel wire, silver powder coated

Article No.	EAN 4003773-	Diameter mm	Height mm	g
00 19 28	032083	400	610	5950




00  
19

## Tool Bars (Pegboards) and Accessories



00 19 30



00 19 30 66



00 19 30 2

### 00 19 30

for the promotional, extensive product presentation; completely with supports, 5 peg boards, shelf and illuminated transparent advertising fascia panel; can be equipped either with pliers on hooks, carded pliers and/or sales displays; with power cable and 230 V plug; Material: sheet steel/ steel tubing, silver powder coated

### 00 19 30 3

for the promotional, extensive product presentation; completely with supports, 5 peg boards, shelf; without illuminated transparent advertising fascia; can be equipped either with pliers on hooks, carded pliers and/or sales displays; Material: sheet steel/ steel tubing, silver powder coated

### 00 19 30 66

for the space saving presentation; completely with supports, 5 peg boards, shelf; without illuminated transparent advertising fascia panel; with magnetic advertising fascia panel; can be equipped either with pliers on hooks, carded pliers and/or sales displays; Material: sheet steel/ steel tubing, silver powder coated



00 19 30 15



00 19 30 16



00 19 30 19



00 19 30 17



00 19 30 18




00 19 30 20

Article No.	EAN 4003773-		Width mm	Height mm	Depth mm	g
00 19 30	024644	Tool Bar with illuminated fascia panel	1000	2200	500	58000
00 19 30 3	052524	Toolbar without illuminated fascia panel	1000	2200	500	47000
00 19 30 66	055211	Tool Bar	660	2200	500	40000
00 19 30 2	046783	Illuminated fascia panel, to affix to tool bar systems	1000	200	400	9140
00 19 30 15	071891	Magnetic label for tool bar	980	100		310
00 19 30 16	071907	Magnetic label for tool bar	980	100		310
00 19 30 19	071938	Magnetic label for tool bar	980	200		610
00 19 30 17	071914	Magnetic label for tool bar 00 19 30 66	650	100		410
00 19 30 18	071921	Magnetic label for tool bar 00 19 30 66	650	100		410
00 19 30 20	071945	Magnetic label for tool bar 00 19 30 66	650	200		410


00  
19**Show-Cabinets for product presentation**

for assembly to tool bar systems

- with two glass sliding doors, lockable
- illumination unit with plug for series connection
- with power cable and 230 V plug
- Material: aluminium section, silver colour



00 19 30 VIT



00 19 30 VIT 1

**00 19 30 VIT**


hanging show-cabinet for assembly on tool bar systems; with shelf, top cover and transparent advertising fascia panel; easy to assemble collapsible frame construction

**00 19 30 VIT 1**

basic show-cabinet for assembly to tool bar systems; with top cover and transparent advertising fascia panel

**00 19 30 VIT 2**

unit show-cabinet for assembly to tool bar systems, for extension of basic show-cabinet 00 19 30 VIT 1; with top cover and transparent advertising fascia panel

Article No.	EAN 4003773-	Designation	Width mm	Height mm	Depth mm	 g
00 19 30 VIT	034186	Hanging Show-Cabinet for Tool Bar	1000	1200	400	39000
00 19 30 VIT 1	048978	Basic Show-Cabinet for Product Presentation	1000	2000	400	59000
00 19 30 VIT 2	048985	Unit Show-Cabinet for 00 19 30 VIT - Expansion Module	1000	2000	400	51000

00  
19

## Hooks for pegboards



00 19 31



00 19 35 1  
00 19 35 3



00 19 33



00 19 33 2



00 19 35 2

### 00 19 31

160 mm length; for 6 pliers, with face plate for label; when ordering, do always ask for product detail labels

### 00 19 33

90 mm length; for 3 pliers, with faceplate for label; when ordering, do always ask for product detail labels

### 00 19 33 2

200 mm length; heavy duty for mounting pipe wrenches, etc.; with pivoting clamping device for easy fastening and release

### 00 19 35 1 / 00 19 35 3

200 mm length; for self-service packs with Euro standard perforations; with pivoting clamping device for easy fastening and release

### 00 19 35 2

50 mm length; for self-service (carded) packs and leaflets with Euro standard perforations

Article No.	EAN 4003773-	Designation	Hole spacing mm	Depth mm	g
00 19 31	014874	for 6 pliers	30	160	93
00 19 33	014881	for 3 pliers	30	90	70
00 19 33 2	042112	for large size water pump pliers, pipe wrenches, etc.	30	200	150
00 19 35 1	045168	for self-service packs	25	200	93
00 19 35 2	028284	for brochures + carded tools	30	50	10
00 19 35 3	051787	for self-service packs	30	200	95

00  
19

## Brochure Holder for pegboards



00 19 36

- for approx. 250 A4-size leaflets
- Material: steel wire, silver powder coated

Article No.	EAN 4003773-	Width mm	Height mm	Depth mm	g
00 19 36	024682	230	290	90	80

00  
19

Pliers Racks for pegboards



00 19 34



00 19 34 1

00 19 32  
for 3 x 6 pliers

00 19 34  
for 5 x 6 pliers

00 19 34 1  
for 5 x 6 carded pliers; with header sign

00 19 34 2  
for 15 x 6 pliers



00 19 34 2

Article No.	EAN 4003773-	Designation	Width mm	Height mm	Depth mm	g
00 19 32	024651	for 3 x 6 pliers	195	98	175	344
00 19 34	024668	for 5 x 6 pliers	325	98	175	400
00 19 34 1	051824	for 5 x 6 carded pliers	480	200	225	1065
00 19 34 2	052364	for 15 x 6 pliers	995	145	215	2250



00  
19

Sales Displays



**00 19 34 3**  
for pliers finish 0; 1; 3 or 4




**00 19 34 4**  
for pliers finish 2; 5 or 6

Article No.	EAN 4003773-	Designation	Width mm	Height mm	Depth mm	g
<b>00 19 34 3</b>	054450	for 3 x 6 pliers; for pliers finish 0/1/3 or 4	240	320	310	2345
<b>00 19 34 4</b>	054467	for 3 x 6 pliers; for pliers finish 2/5/6	240	320	310	2340

<b>C320 00275</b>	054535	Header Precision Circlip Pliers 48/49
<b>C320 00286</b>	054504	Header Concretors' Nippers
<b>C320 00297</b>	054481	Header Cobra®; Pliers Wrenches
<b>C320 00319</b>	054498	Header Stripping, Crimping
<b>C320 00330</b>	054511	Header General Programme
<b>C320 00352</b>	060284	Header Multiple Slip Joint Spanners
<b>C320 00363</b>	060291	Header Self-adjusting Insulation Strippers
<b>C320 00429</b>	062271	Header for 74 12
<b>C320 00451</b>	063032	Header Cobra® ES
<b>C320 00462</b>	063049	Header SmartGrip®
<b>C320 00517</b>	065869	Header Lineman's Pliers
<b>C320 00528</b>	065876	Header Insulated Pliers Wrenches
<b>C320 00605</b>	070214	Header KNIPPEX Alligator®




C320 00275



C320 00286



C320 00297



C320 00330



C320 00352



C320 00462



C320 00517



C320 00605

# INDEX ARTICLE NUMBER / PAGE

00 11 02	188	00 21 40 LE	206	13 02 160	32	30 21 140	44	44 19 J5	58	50 01 210	62	74 02 160	81
00 11 03	188	00 21 40 T	187/206	13 05 160	32	30 21 160	44	44 19 J6	58	50 01 225	62	74 02 180	81
00 11 04	188	00 21 41 LE	207	13 72 160 SB	33	30 21 190	44	44 20 J51	58	50 01 250	62	74 02 200	81
00 11 06	188	01 06 160	20/156	14 22 160	33	30 23 140	44	44 20 J61	58	50 01 300	62	74 02 250	81
00 11 07	189	01 06 190	20/156	14 25 160	33	30 25 140	44	44 21 J01	56	51 01 210	62	74 05 140	81
00 11 08	189	02 01 180	21	14 26 160	33/158	30 25 160	44	44 21 J11	56	55 00 300	63	74 05 160	81
00 11 17	190	02 01 200	21	15 11 120	34	30 25 190	44	44 21 J21	56	57 00 360	63	74 05 180	81
00 19 12 V01	191	02 01 225	21	15 19 005	34	30 31 140	44	44 21 J31	56	58 10 225	63	74 05 200	81
00 19 12 V02	191	02 02 180	21	15 19 006	34	30 31 160	44	44 21 J41	56	58 30 225	63	74 05 250	81
00 19 12 V03	191	02 02 200	21	15 19 008	34	30 33 160	44	44 23 J01	56	61 01 200	67	74 06 160	81/161
00 19 19 V01	191	02 02 225	21	15 19 010	34	30 35 140	44	44 23 J11	56	61 02 200	67	74 06 180	81/161
00 19 19 V02	191	02 05 180	21	15 51 160	34	30 35 160	44	44 23 J21	56	62 12 120	67	74 06 200	81/161
00 19 19 V03	191	02 05 200	21	15 61 160	34	30 36 160	44/160	44 23 J31	56	64 01 115	69	74 06 250	81/161
00 19 19 V04	191	02 05 225	21	15 81 160	34	30 41 160	45	44 29 J51	58	64 02 115	69	74 07 200	81/161
00 19 19 V05	191	02 06 180	21/156	16 20 16 SB	34	31 11 160	43	44 29 J61	58	64 11 115	69	74 07 250	81/161
00 19 19 V06	191	02 06 200	21/156	16 20 28 SB	34	31 15 160	43	44 31 J02	56	64 12 115	69	74 12 160	81
00 19 19 V07	191	02 06 225	21/156	16 20 165 SB	34	31 21 160	43	44 31 J12	56	64 12 115 ESD	70	74 12 180	81
00 19 19 V08	191	02 07 200	21/156	16 29 165	34	31 25 160	43	44 31 J22	56	64 22 115	69	74 21 160	81
00 19 19 V09	191	02 07 225	21/156	16 30 135 SB	35	32 11 135	45	44 31 J32	56	64 32 120	69	74 21 180	81
00 19 19 V10	191	03 00 180	22	16 39 135	35	32 21 135	45	44 31 J42	56	64 32 120 ESD	70	74 21 200	81
00 19 19 V11	191	03 00 200	22	16 40 150	35	32 23 135	45	45 10 170	58	64 42 115	69	74 21 250	81
00 19 19 V12	191	03 00 250	22	16 49 150	35	32 31 135	45	45 21 200	58	64 52 115	69	74 22 200	81
00 19 19 V13	191	03 01 140	22	16 60 05 SB	36	33 01 160	45	46 10 A5	59	64 62 120	69	74 22 250	81
00 19 20	208	03 01 160	22	16 60 100 SB	36	33 03 160	45	46 10 A6	59	64 62 120 ESD	70	74 21 250	79
00 19 20 T	208	03 01 180	22	16 65 125 SB	37	34 12 130	46	46 11 A0	57	64 72 120	69	75 02 125	82
00 19 21 T	208	03 01 200	22	16 80 125 SB	37	34 12 130 ESD	47	46 11 A1	57	67 01 140	71	75 12 125	82
00 19 24	208	03 01 250	22	16 85 125 SB	37	34 22 130	46	46 11 A2	57	67 01 160	71	75 22 125	82
00 19 25	209	03 02 160	22	19 01 130	38	34 22 130 ESD	47	46 11 A3	57	67 01 200	71	75 52 125	82
00 19 28	209	03 02 180	22	19 03 130	38	34 32 130	46	46 11 A4	57	67 05 140	71	76 01 125	83
00 19 29	192	03 02 200	22	20 01 125	38	34 32 130 ESD	47	46 11 G0	59	67 05 160	71	76 03 125	83
00 19 30	210	03 05 140	22	20 01 140	38	35 11 115	48	46 11 G1	59	67 05 200	71	76 05 125	83
00 19 30 2	210	03 05 160	22	20 01 160	38	35 12 115	48	46 11 G2	59	68 01 160	71	76 12 125	83
00 19 30 3	210	03 05 180	22	20 01 180	38	35 12 115 ESD	49	46 11 G3	59	68 01 180	71	76 22 125	83
00 19 30 15	210	03 05 200	22	20 01 200	38	35 21 115	48	46 11 G4	59	68 01 200	71	76 81 125	83
00 19 30 16	210	03 06 160	22/157	20 02 140	38	35 22 115	48	46 13 A0	57	69 01 130	71	77 01 115	84
00 19 30 17	210	03 06 180	22/157	20 02 160	38	35 22 115 ESD	49	46 13 A1	57	69 03 130	71	77 01 130	84
00 19 30 18	210	03 06 200	22/157	20 05 140	38	35 31 115	48	46 13 A2	57	70 01 110	73	77 02 115	84
00 19 30 19	210	03 07 160	22/157	20 05 160	38	35 32 115	48	46 13 A3	57	70 01 125	73	77 02 115 ESD	85
00 19 30 20	210	03 07 180	22/157	20 06 160	38/158	35 32 115 ESD	49	46 19 A5	59	70 01 140	73	77 02 130	84
00 19 30 66	210	03 07 200	22/157	22 01 125	39	35 42 115	48	46 19 A6	59	70 01 160	73	77 11 115	84
00 19 30 VIT	211	03 07 250	22/157	22 01 140	39	35 42 115 ESD	49	46 20 A51	59	70 01 180	73	77 12 115	84
00 19 30 VIT 1	211	08 05 110	20	22 01 160	39	35 52 145	48	46 20 A61	59	70 02 125	73	77 12 115 ESD	85
00 19 30 VIT 2	211	09 01 240	23	22 01 180	39	35 62 145	48	46 21 A01	57	70 02 140	73	77 21 115	84
00 19 31	212	09 02 240	23	22 02 140	39	35 72 145	48	46 21 A11	57	70 02 160	73	77 21 130	84
00 19 32	213	09 11 240	23	22 02 160	39	35 82 145	48	46 21 A21	57	70 02 180	73	77 22 115	84
00 19 33	212	09 12 240	23	22 05 140	39	36 12 130	50	46 21 A31	57	70 04 140	73	77 22 115 ESD	85
00 19 33 2	212	11 01 160	24	22 05 160	39	36 22 125	50	46 21 A41	57	70 05 125	73	77 22 130	84
00 19 34	213	11 02 160	24	22 06 160	39/159	36 32 125	50	46 23 A01	57	70 05 140	73	77 32 115	84
00 19 34 1	213	11 05 160	24	22 07 160	39/159	37 11 125	51	46 23 A11	57	70 05 160	73	77 32 115 ESD	85
00 19 34 2	213	11 06 160	24/157	23 01 140	39	37 13 125	51	46 23 A21	57	70 05 180	73	77 42 115	84
00 19 34 3	214	11 07 160	24/157	25 01 125	40	37 21 125	51	46 23 A31	57	70 06 125	73/161	77 42 115 ESD	85
00 19 34 4	214	11 12 160	24	25 01 140	40	37 23 125	51	46 29 A51	59	70 06 140	73/161	77 42 130	84
00 19 35 1	212	11 15 160	24	25 01 160	40	37 31 125	51	46 29 A61	59	70 06 160	73/161	77 52 115	84
00 19 35 2	212	11 17 160	24/157	25 02 140	40	37 33 125	51	46 31 A02	57	70 06 180	73/161	77 52 115 ESD	85
00 19 35 3	212	11 82 130	25	25 02 160	40	37 41 125	51	46 31 A12	57	70 07 160	73/161	77 72 115	84
00 19 36	212	11 92 140	25	25 03 125	40	37 43 125	51	46 31 A22	57	70 07 180	73/161	77 72 115 ESD	85
00 19 41	192	12 11 180	25	25 03 160	40	38 11 200	53	46 31 A32	57	70 11 110	73	78 03 125	87
00 19 56	193	12 12 02	26	25 05 140	40	38 15 200	53	46 31 A42	57	70 15 110	73	78 03 125 ESD	88
00 19 57	193	12 12 06	26	25 05 160	40	38 21 200	53	48 11 J0	60	70 26 160	73/161	78 13 125	87
00 19 72 LE	203	12 12 10	26	25 06 160	40/159	38 25 200	53	48 11 J1	60	71 01 200	75	78 13 125 ESD	88
00 19 73 LE	203	12 12 11	26	25 21 160	40	38 31 200	53	48 11 J2	60	71 02 200	75	78 23 125	87
00 20 01 V01	194	12 12 12	26	25 25 160	40	38 35 200	53	48 11 J3	60	71 12 200	75	78 31 125	87
00 20 01 V02	194	12 19 02	26	25 26 160	40/159	38 41 190	53	48 11 J4	60	71 21 200	75	78 41 125	87
00 20 01 V03	194	12 19 06	26	26 11 200	41	38 45 190	53	48 21 J01	60	71 22 200	75	78 61 125	87
00 20 03 SB	193	12 19 10	26	26 12 200	41	38 71 200	53	48 21 J11	60	71 31 200	75	78 61 125 ESD	88
00 20 04 SB	193	12 19 11	26	26 13 200	41	38 91 200	53	48 21 J21	60	71 32 200	75	78 71 125	87
00 20 09 V01	195	12 19 12	26	26 15 200	41	38 95 200	53	48 21 J31	60	71 41 200	75	78 71 125 ESD	88
00 20 10	195	12 19 180	25	26 16 200	41/160	40 04 180	54	48 21 J41	60	71 72 460	76	78 81 125	87
00 20 11	195	12 21 180	25	26 17 200	41/160	40 04 250	54	49 11 A0	61	71 72 610	76	78 91 125	87
00 20 12	195	12 29 180	25	26 21 200	41	41 04 180	54	49 11 A1	61	71 72 760	76	79 02 120	90
00 20 13	195	12 40 200	28	26 22 200	41	41 04 250	54	49 11 A2	61	71 72 910	76	79 02 125 ESD	91
00 20 15	196	12 42 195	29	26 23 200	41	41 04 300	54	49 11 A3	61	71 79 460	76	79 02 125	90
00 20 16	197	12 49 01	28	26 25 200	41	41 14 250	54	49 11 A4	61	71 79 610	76	79 02 125 ESD	91
00 20 16 P	197	12 49 02	28	26 26 200	41/160	41 24 225	54	49 21 A01	61	71 79 760	76	79 12 125	90
00 20 16 P ESD	197	12 49 03	28	26 27 200	41/160	41 34 165	54	49 21 A11	61	71 79 910	76	79 12 125 ESD	91
00 20 17	197	12 49 21	29	27 01 160	42	42 14 280	55	49 21 A21	61	71 82 950	77	79 22 120	90
00 20 18	197	12 49 23	29	28 01 200	42	42 24 280	55	49 21 A31	61	71 89 950	77	79 22 120 ESD	91
00 20 18 ESD	197	12 50 200	28	28 21 200	42	42 34 280	55	49 21 A41	61	72 01 140	78	79 22 125	90
00 20 72 V01	198	12 59 01	28	29 11 160	43	44 10 J5	58	49 31 A0	61	72 01 160	78	79 22 125 ESD	91
00 21 01 TL	198	12 59 02	28	29 21 160	43								



# INDEX ARTICLE NUMBER / PAGE

83 10 010	93	92 02 55	114	95 89 600	129	97 52 30	141	97 99 44	152	98 04 10	172	98 45 125	176
83 10 015	93	92 08 78 ESD	117	97 00 215 A	130	97 52 33	141	97 99 45	152	98 04 13	172	98 45 250	176
83 10 020	93	92 08 79 ESD	117	97 00 215 B	130	97 52 34	141	97 99 46	152	98 04 17	172	98 47 1"	177
83 10 030	93	92 12 52	113	97 00 215 D	130	97 52 35	141	97 99 47	152	98 04 19	172	98 47 1/2"	177
83 10 040	93	92 22 04	113	97 21 215	130	97 52 36	141	97 99 48	152	98 04 22	172	98 47 3/4"	177
83 20 010	93	92 22 06	113	97 21 215 B	130	97 52 37	141	97 99 49	152	98 05 13	172	98 47 5/8"	177
83 20 015	93	92 22 07	113	97 21 215 C	130	97 52 38	141	97 99 70	152	98 05 17	172	98 47 7/8"	177
83 20 020	93	92 22 12	114	97 22 240	130	97 52 50	141	97 99 71	152	98 05 19	172	98 47 9/16"	177
83 30 005	93	92 22 13	114	97 32 225	131	97 52 63	143	97 99 72	152	98 07 250	173	98 47 10	177
83 30 010	93	92 22 35	113	97 33 01	133	97 52 63 DG	143	97 99 73	152	98 13 20	173	98 47 11	177
83 30 015	93	92 23 05	113	97 33 02	133	97 52 64	143	97 99 74	152	98 13 25	173	98 47 11/16"	177
83 30 020	93	92 24 01	113	97 39 05	133	97 52 65	143	97 99 75	152	98 13 30	173	98 47 12	177
83 30 030	93	92 24 34	114	97 39 06	133	97 52 65 A	143	97 99 76	152	98 13 40	173	98 47 13	177
84 11 200	92	92 27 61	116/164	97 39 08	133	97 52 65 DG	143	97 99 77	152	98 13 50	173	98 47 14	177
84 21 200	92	92 27 62	116	97 39 13	133	97 52 65 DG A	143	97 99 78	152	98 13 60	173	98 47 16	177
85 01 250	100	92 27 62	164	97 39 30	133	97 53 04	144	97 99 79	152	98 14 05	174	98 47 17	177
86 03 150	95	92 28 69 ESD	117	97 39 90	133	97 53 08	145	97 99 92	152	98 14 06	174	98 47 18	177
86 03 180	95	92 28 70 ESD	117	97 40 10	131	97 53 09	145	97 99 93	152	98 14 08	174	98 47 19	177
86 03 250	95	92 28 71 ESD	117	97 43 05	134	97 53 14	144	97 99 95	152	98 15 05	174	98 47 22	177
86 03 300	95	92 28 72 ESD	117	97 43 06	134	97 54 24	146	97 99 96	152	98 15 06	174	98 47 24	177
86 05 150	95	92 32 29	115	97 43 200	134	97 59 06	137	98 00 1 1/16"	170	98 15 08	174	98 47 27	177
86 05 180	95	92 34 28	115	97 43 200 A	134	97 59 06	138	98 00 1/2"	170	98 20 10	174	98 49 05	179
86 05 250	95	92 34 36	115	97 49 04	135	97 59 12	138	98 00 1/4"	170	98 20 25	174	98 49 06	179
86 07 250	162	92 34 37	115	97 49 05	135	97 59 14	140	98 00 3/4"	170	98 20 30	174	98 49 08	179
87 01 125	97	92 37 64	117/164	97 49 06	135	97 59 65 2	136	98 00 3/8"	170	98 20 35	174	98 52	180
87 01 150	97	92 38 75 ESD	117	97 49 08	135	97 59 65 2	143	98 00 5/8"	170	98 20 40	174	98 53 03	180
87 01 180	97	92 44 42	115	97 49 09	135	97 61 145 A	146	98 00 5/16"	170	98 20 55	174	98 53 13	180
87 01 250	97	92 52 23	114	97 49 13	135	97 61 145 F	146	98 00 07	170	98 20 65	174	98 54	180
87 01 300	97	92 58 74 ESD	117	97 49 15	135	97 62 145 A	146	98 00 7/16"	170	98 20 80	174	98 55	180
87 01 400	98	92 64 43	115	97 49 16	135	97 68 145 A	146	98 00 08	170	98 21 45	174	98 56	181
87 01 560	98	92 64 44	115	97 49 18	135	97 68 145 A	169	98 00 09	170	98 24 00	175	98 56 09	181
87 02 180	97	92 67 63	116/164	97 49 19	135	97 71 180	147	98 00 9/16"	170	98 24 01	175	98 60 04	181
87 02 250	97	92 69 84	115	97 49 20	135	97 72 180	147	98 00 10	170	98 24 02	175	98 62 01	181
87 02 300	97	92 70 46	115	97 49 23	135	97 81 180	147	98 00 11	170	98 24 03	175	98 62 02	181
87 03 125	97	92 72 45	115	97 49 24	135	97 90 00	148	98 00 12	170	98 24 04	175	98 64 02	182
87 03 180	97	92 78 77 ESD	117	97 49 30	135	97 90 01	148	98 00 13	170	98 25 00	175	98 65 01	182
87 03 250	97	92 84 18	115	97 49 35	135	97 90 05	149	98 00 14	170	98 25 01	175	98 65 02	182
87 03 300	97	92 88 73 ESD	117	97 49 40	135	97 90 06	149	98 00 15	170	98 25 02	175	98 65 03	182
87 05 250	97	92 94 91	116	97 49 44	135	97 90 09	149	98 00 16	170	98 25 03	175	98 65 10	182
87 05 300	97	92 95 89	116	97 49 50	135	97 90 10	149	98 00 17	170	98 25 04	175	98 65 20	182
87 11 250	101	92 95 90	116	97 49 54	135	97 90 12	149	98 00 18	170	98 26 10	175	98 65 30	182
87 19 250	101	94 10 185	118	97 49 59	135/150	97 90 21	148	98 00 19	170	98 26 15	175	98 65 40	182
87 26 250	101/163	94 15 215	118	97 49 59 1	136	97 90 22	148	98 00 22	170	98 26 20	175	98 65 41	182
87 41 250	102	94 19 185	118	97 49 60	135	97 90 23	149	98 00 24	170	98 26 25	175	98 67 05	183
87 51 250	103	94 19 215	118	97 49 62	135/150	97 90 24	149	98 00 27	170	98 26 30	175	98 67 10	183
88 01 180	105	94 35 215	118	97 49 63	135/150	97 91 01	150	98 01 07	171	98 30	176	98 90	183
88 01 250	105	95 02 10	119	97 49 64	135	97 91 02	151	98 01 08	171	98 31	176	98 99 11	183
88 01 300	105	95 02 21	119	97 49 65	135/150	97 91 02 LE	151	98 01 09	171	98 33 25	179	98 99 12	184
88 02 180	105	95 03 160 SB	119	97 49 65 1	136/150	97 99 01	152	98 01 10	171	98 33 50	179	98 99 13	185
88 02 250	105	95 05 140	120	97 49 65 2	136/150	97 99 02	152	98 01 11	171	98 35 125	176	98 99 14	187
88 02 300	105	95 05 165	120	97 49 66	135/150	97 99 03	152	98 01 12	171	98 35 250	176	98 99 14 LE	187
88 03 180	105	95 05 185	120	97 49 66 1	136/150	97 99 04	152	98 01 13	171	98 37 1/2"	177	99 00 200	64
88 03 250	105	95 05 190	120	97 49 66 2	136	97 99 05	152	98 01 14	171	98 37 1/4"	177	99 00 220	64
88 05 180	105	95 06 230	120/164	97 49 66 4	135/150	97 99 06	152	98 01 15	171	98 37 3/4"	177	99 00 250 K12	64
88 05 250	105	95 11 165	122	97 49 66 6	135/150	97 99 07	152	98 01 16	171	98 37 3/8"	177	99 00 280	64
88 05 300	105	95 11 200	123	97 49 67	135/150	97 99 08	152	98 01 17	171	98 37 5/8"	177	99 01 300	64
88 06 250	105/162	95 12 165	122	97 49 68	135/150	97 99 09	152	98 01 18	171	98 37 5/16"	177	99 01 300	64
88 07 250	105/162	95 12 200	123	97 49 68 1	136/150	97 99 10	152	98 01 19	171	98 37 7/16"	177	99 01 200	64
88 07 300	105/162	95 12 500	124	97 49 69 1	135/150	97 99 11	152	98 01 22	171	98 37 9/16"	177	99 01 220	64
89 01 200	106	95 16 165	122/165	97 49 69 2	135/150	97 99 12	152	98 01 24	171	98 37 10	177	99 01 250	64
89 01 250	106	95 16 200	123/166	97 49 69 11	136/150	97 99 13	152	98 03 04	172	98 37 11	177	99 01 280	64
89 03 250	106	95 17 200	123/166	97 49 70	135	97 99 14	152	98 03 05	172	98 37 12	177	99 01 300	64
89 05 250	106	95 17 500	124/167	97 49 74	135	97 99 15	152	98 03 06	172	98 37 13	177	99 04 200	64
90 01 125	106	95 21 165	122	97 49 76	135	97 99 16	152	98 03 07	172	98 37 14	177	99 04 250	64
90 03 125	106	95 21 600	124	97 49 81	135	97 99 17	152	98 03 08	172	98 37 17	177	99 04 280	64
90 20 185	108	95 22 165	122	97 49 82	136	97 99 18	152	98 03 09	172	98 37 19	177	99 10 250	65
90 25 20	108	95 26 165	122/165	97 49 83	136	97 99 19	152	98 03 10	172	98 39 05	179	99 10 300	65
90 25 40	109	95 27 600	124/167	97 49 84	136	97 99 20	152	98 03 11	172	98 39 06	179	99 11 250	65
90 29 01	108	95 29 600	124/167	97 49 87	136	97 99 21	152	98 03 12	172	98 40	176	99 11 300	65
90 29 02	108	95 31 250	125	97 49 90	136	97 99 22	152	98 03 13	172	98 41	176	99 14 250	65
90 29 15	108	95 31 280	125	97 49 93	136	97 99 23	152	98 03 055	172	98 42	179	99 14 300	65
90 29 40	109	95 32 038	126	97 49 94	136/139	97 99 24	152	98 04 08	172	98 43 50	179		
90 29 185	108	95 32 060	127	97 49 94	141	97 99 25	152						
90 42 250	109	95 32 100	127	97 49 95	136/139	97 99 26	152						
90 42 340	109	95 36 250	125/168	97 49 95	141	97 99 27	152						
90 49 340	109	95 36 280	125/168	97 50 01	137	97 99 28	152						
90 49 340 M	109	95 39 038	126	97 51 04	137	97 99 29	152						
90 55 280	110	95 39 250	125/168	97 51 10	138	97 99 30	152						
90 59 280	110	95 39 280	125/168	97 51 12	138	97 99 31	152						
90 61 16	110	95 39 720	127	97 52 04	139	97 99 32	152						
90 61 20	110	95 39 870	127	97 52 05	139	97 99 33	152						
90 70 220	111	95 61 150											





**KNIPEX-Werk**  
C. Gustav Putsch KG  
Oberkamper Straße 13  
42349 Wuppertal (Germany)  
Tel.: +49 (0) 202-47 94-0  
Fax: +49 (0) 202-47 74 94  
info@knipex.de · www.knipex.de